

CONCRETE

APAVISA

addiction **n**
to
design

Index - Índice

Anima	40
Artec 7.0	81
Beton	89
Cassero	3
Degradee	53
Emotion	45
Equinox	59
Evolution	87
Fragmenta	31
Instinto	65
Microcement	89
Mood	21
Nanoarea 7.0	89
North	71
Object 7.0	85
Ozone	11
Regeneration	77








Cassero Grey Natural 120x300 & Emotion Grey Naural

Cassero

PORCELAIN



White

120x300	119,3x300 cm - 46.97"x118.11"	6 mm
Cassero White Natural		G-3381
120x120	119,3x119,3 cm - 46.97"x46.97"	6 mm
Cassero White Natural		G-3381
60x150	59,55x150 cm - 23.44"x59.05"	6 mm
Cassero White Natural		G-3381
60x120	59,55x119,3 cm - 23.44"x46.97"	7 mm
Cassero White Natural		G-1304
45x90	44,63x89,46 cm - 17.57"x35.22"	7 mm
Cassero White Natural		G-1208
60x60	59,55x59,55 cm - 23.44"x23.44"	7 mm
Cassero White Natural		G-1208



Grey

120x300	119,3x300 cm - 46.97"x118.11"	6 mm
Cassero Grey Natural		G-3381
120x120	119,3x119,3 cm - 46.97"x46.97"	6 mm
Cassero Grey Natural		G-3381
60x150	59,55x150 cm - 23.44"x59.05"	6 mm
Cassero Grey Natural		G-3381
60x120	59,55x119,3 cm - 23.44"x46.97"	7 mm
Cassero Grey Natural		G-1304
45x90	44,63x89,46 cm - 17.57"x35.22"	7 mm
Cassero Grey Natural		G-1208
60x60	59,55x59,55 cm - 23.44"x23.44"	7 mm
Cassero Grey Natural		G-1208



Anthracite

120x300	119,3x300 cm - 46.97"x118.11"	6 mm
Cassero Anthracite Natural		G-3381
120x120	119,3x119,3 cm - 46.97"x46.97"	6 mm
Cassero Anthracite Natural		G-3381
60x150	59,55x150 cm - 23.44"x59.05"	6 mm
Cassero Anthracite Natural		G-3381
60x120	59,55x119,3 cm - 23.44"x46.97"	7 mm
Cassero Anthracite Natural		G-1304
45x90	44,63x89,46 cm - 17.57"x35.22"	7 mm
Cassero Anthracite Natural		G-1208
60x60	59,55x59,55 cm - 23.44"x23.44"	7 mm
Cassero Anthracite Natural		G-1208

Finishes - Acabados

Natural



All sizes are rectified and without bevel edge finish.
 Todos los formatos son rectificadas y no biselados.
 Tiles with random shade and aspect variation.
 Producto con alta variación cromática y destonificación en composiciones.

Mosaics	SIZE / Formato	White	Grey	Anthracite
		Natural	Natural	Natural
	29,75x29,75 cm 11.71"x 11.71"	Mosaico 5x5 G-1616	G-1616	G-1616

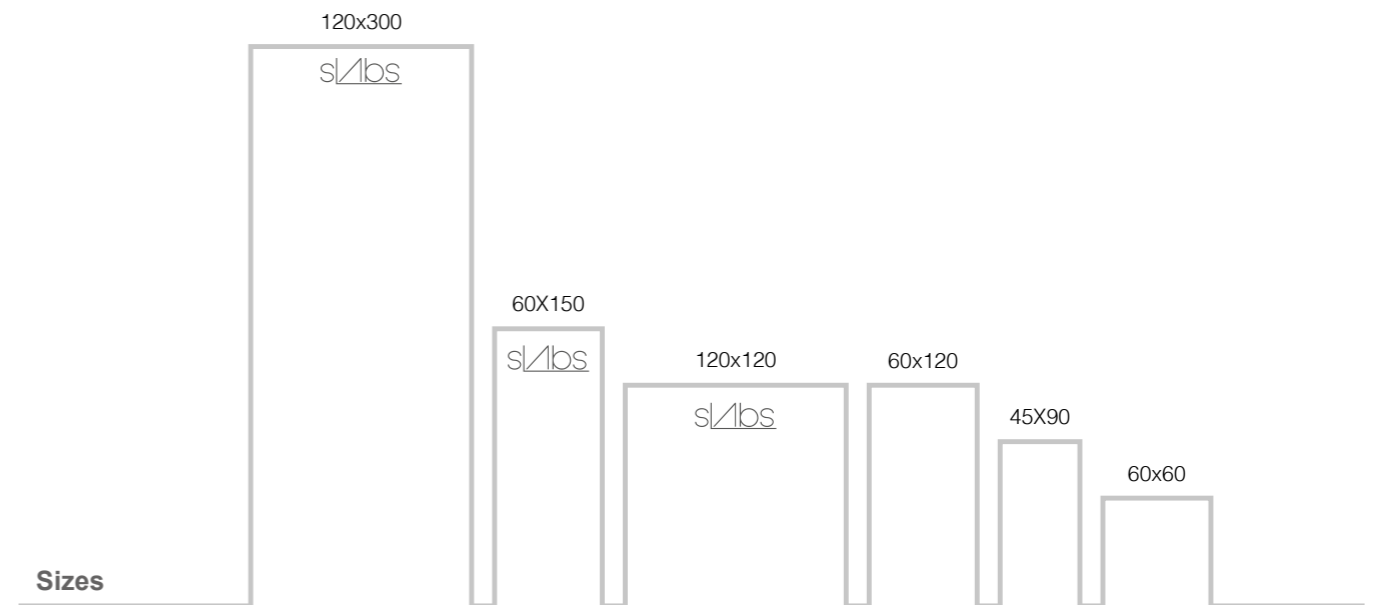
Gradone	SIZE / Formato	White	Grey	Anthracite
		Natural	Natural	Natural
	30x300 Gradone	G-2875	G-2875	G-2875
	30x150 Gradone	G-2741	G-2741	G-2741

Peldaño	SIZE / Formato	White	Grey	Anthracite
		Natural	Natural	Natural
	30x300 Peldaño	G-2839	G-2839	G-2839
	30x150 Peldaño	G-2651	G-2651	G-2651

Packing List	Real Size cm	Real Size "	Box/ Pallet	Pzs/ Box	M2/ Pallet	M2/ Box	SQF/ Pallet	SQF/ Box	Kg/ Pallet	Kg/ Box	Kg/ Piece
120x300 6mm	119,3x300	46.97"x118.11"	17	1	61,200	3,579	658,757	38,524	1031	61,000	61,000
120x120 6mm	119,30x119,3	46.97"x46.97"	32	1	45,544	1,423	490,235	15,320	855	25,150	24,500
60x150 6mm	59,55x150	23.45"x59.06"	30	2	53,595	1,787	576,897	19,230	874	30,440	15,220
60x120 7mm	59,55x119,3	23.45"x46.97"	30	2	42,626	1,421	458,825	15,294	780	25,234	12,437
45x90 7mm	44,6389,46	17.57"x35.22"	27	5	53,900	1,996	580,181	21,488	980	35,442	7,035
60x60 7mm	59,55x59,55	23.45"x23.45"	30	5	53,193	1,773	572,570	19,086	950	30,898	6,129

Technical Data	DIN 51130	DIN 51097	DCOF ANSI A 326.3	PTV BS 7976	CLASE UNE 41901 EX
Natural	R10	B	>0,42	>24	1

DIN 51130 - DIN 51097 - UNE-ENV 12633. Test done in Cassero Grey Natural. Average test result value on January 2021. Consult specific product test result value before supplying. Prueba realizada sobre el producto Cassero Grey Natural. Valor de media a fecha de Enero de 2021. Consultar valor de un producto específico antes del suministro.



"Simplicity is one of the secrets to achieving happiness."
FJ. Sales

"La simplicidad es uno de los secretos para conseguir la felicidad."
FJ. Sales



wall :Ozone Ivory Natural 60x120
floor: Ozone Brown Natural 60x120



floor: Ozone Grey Natural 60x120



walls: Ozone Grey Frame Matt 45x120

Ozone

PORCELAIN



Brown

60x120	59,55x119,3 cm - 23.45"x46.97"	7 mm
Ozone Brown Natural		G-1292
45x90	44,63x89,46 cm - 17.57"x35.22"	7 mm
Ozone Brown Natural		G-1194
60x60	59,55x59,55 cm - 23.45"x23.45"	7 mm
Ozone Brown Natural		G-1186



Ivory

60x120	59,55x119,3 cm - 23.45"x46.97"	7 mm
Ozone Ivory Natural		G-1292
45x90	44,63x89,46 cm - 17.57"x35.22"	7 mm
Ozone Ivory Natural		G-1194
60x60	59,55x59,55 cm - 23.45"x23.45"	7 mm
Ozone Ivory Natural		G-1186



Grey

60x120	59,55x119,3 cm - 23.45"x46.97"	7 mm
Ozone Grey Natural		G-1292
45x90	44,63x89,46 cm - 17.57"x35.22"	7 mm
Ozone Grey Natural		G-1194
60x60	59,55x59,55 cm - 23.45"x23.45"	7 mm
Ozone Grey Natural		G-1186

Decors

Decorados




Hexagon 25x29 cm - 9.84"x11.42" **10 mm.**
Ozone Brown Decor Hexagon **G-7254**




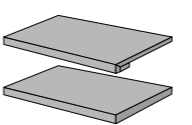
60x60 59,55x59,55 cm - 23.45"x23.45" **7 mm.**
Ozone Blue Decor **G-1234**

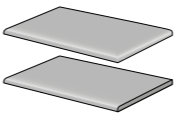
All sizes are rectified and without bevel edge finish.
Todos los formatos son rectificadas y no biseladas.
Tiles with random shade and aspect variation.
Producto con alta variación cromática y destonificación en composiciones.

Mosaics	SIZE / Formato	Brown	Ivory	Grey
		Natural	Natural	Natural
	29,75x29,75 cm 11.71"x 11.71"	Mosaico 5x5 G-1584	G-1584	G-1584

Rodapie	SIZE / Formato	Brown	Ivory	Grey
		Natural	Natural	Natural
	7,5x90 Rodapie	G-123	G-123	G-123
	7,5x60 Rodapie	G-93	G-93	G-93

Listas	SIZE / Formato	Brown	Ivory	Grey
		Natural	Natural	Natural
	7,5x90 Listas	G-103	G-103	G-103
	7,5x60 Listas	G-91	G-91	G-91

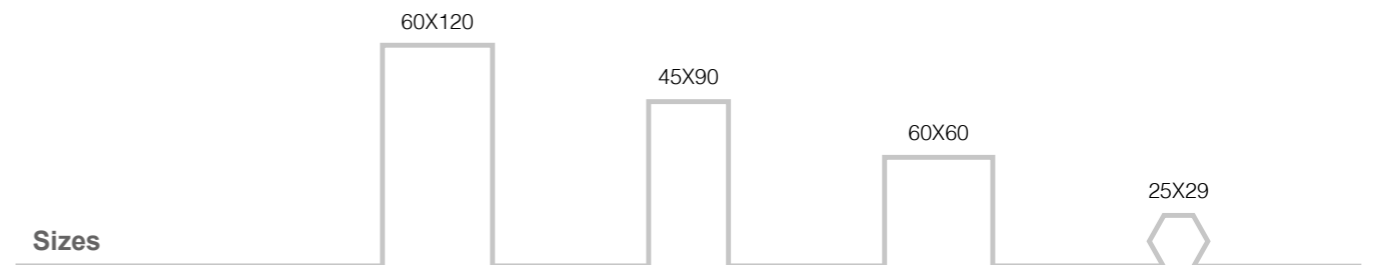
Gradone	SIZE / Formato	Brown	Ivory	Grey
		Natural	Natural	Natural
	30x120 Gradone	G-701	G-701	G-701
	Gradone Ángulo	G-755	G-755	G-755
45x90	Gradone	G-603	G-603	G-603
	Gradone Ángulo	G-623	G-623	G-623
60x60	Gradone	G-543	G-543	G-543
	Gradone Ángulo	G-599	G-599	G-599

Peldaño	SIZE / Formato	Brown	Ivory	Grey
		Natural	Natural	Natural
	30x120 Peldaño	G-323	G-323	G-323
	Peldaño Ángulo	G-337	G-337	G-337
45x90	Peldaño	G-303	G-303	G-303
	Peldaño Ángulo	G-315	G-315	G-315
60x60	Peldaño	G-227	G-227	G-227
	Peldaño Ángulo	G-251	G-251	G-251

Packing List	Real Size cm	Real Size "	Box/ Pallet	Pzs/ Box	M2/ Pallet	M2/ Box	SQF/ Pallet	SQF/ Box	Kg/ Pallet	Kg/ Box	Kg/ Piece
60x120 (7 mm)	59,55x119,3	23.44x46.97	30	2	42,63	1,42	458,83	15,29	780	25,234	12,437
45x90 (7 mm)	44,63x89,46	17.57x35.22	27	5	53,90	2,00	580,18	21,49	980	35,442	7,035
60x60 (7 mm)	59,55x59,55	23.44x23.44	30	5	53,19	1,77	572,57	19,09	950	30,898	6,129
25x29 SR Hexagon	25x29	9.84x11.42	48	17	44,88	0,94	483,09	10,06	1060	21,767	1,271

Technical Data	DIN 51130	DIN 51097	DCOF ANSI A 326.3	PTV BS 7976	CLASE UNE 41901 EX
	Natural	R10	-	>0,42	>24

DIN 51130 - DIN 51097 - UNE-ENV 12633. Test done in Ozone Grey Natural. Average test result value on January 2020. Consult specific product test result value before supplying. DIN 51130 - DIN 51097 - UNE-ENV 12633. Prueba realizada sobre el producto Ozone Grey Natural. Valor de media a fecha de Enero de 2020. Consultar valor de un producto específico antes del suministro.



Sizes



Ozone Ivory Matt

45x120 44,63x119,30 cm - 17,57"x46,97" **7 mm**
Ozone Ivory Matt G-7180




Ozone Ivory Frame Matt

45x120 44,63x119,30 cm - 17,57"x46,97" **7 mm**
Ozone Ivory Frame Matt G-7208



Ozone Patchwork Decor

45x120 44,63x119,30 cm - 17,57"x46,97" **7 mm**
Ozone Patchwork Decor G-7298




Ozone Grey Matt

45x120 44,63x119,30 cm - 17,57"x46,97" **7 mm**
Ozone Grey Matt G-7180



Ozone Grey Frame Matt

45x120 44,63x119,30 cm - 17,57"x46,97" **7 mm**
Ozone Grey Frame Matt G-7208



Wall: Ozone Patchwork Decor 45x120

Packing List	Real Size cm	Real Size "	Box/ Pallet	Pzs/ Box	M2/ Pallet	M2/ Box	SQF/ Pallet	SQF/ Box	Kg/ Pallet	Kg/ Box	Kg/ Piece
45x120 (7 mm) Relief / Relieve	44,63x119,30	17,57x46,97	24	3	38,335	1,597	412,642	17,193	613	23,685	7,795
45x120 (7 mm)	44,63x119,30	17,57x46,97	24	4	51,114	2,130	550,189	22,925	800	31,480	7,795

All sizes are rectified and without bevel edge finish.
Todos los formatos son rectificadas y no biselados.
Tiles with random shade and aspect variation.
Producto con alta variación cromática y desentonificación en composiciones.

Sizes

45X120









Mood Ivory Natural Hexagon 25x29 & Decor Hexagon 25x29



Mood

PORCELAIN



Green



Blue



Ivory



White



Black

All sizes are rectified and without bevel edge finish.
 Todos los formatos son rectificadas y no biseladas.
 Tiles with random shade and aspect variation.
 Producto con alta variación cromática y desentonificación en composiciones.

120x260	119,3x260 cm - 46.97"x102.4"	6 mm
Mood Green Natural		G-3365
120x120	119,3x119,3 cm - 46.97"x46.97"	6 mm
Mood Green Natural		G-3365
60X120	59,55x119,3 cm - 23.45"x46.97"	7 mm
Mood Green Polished		G-1410
100x100	99,55x99,55 cm - 39.37"x39.37"	10 mm
Mood Green Natural		G-7268
50x100	49,75x99,55 cm - 19.69"x39.37"	10 mm
Mood Green Natural		G-7162
60x60	59,55x59,55 cm - 23.62"x23.62"	7-10 mm
Mood Green Natural 10 mm		G-7146
Mood Green Polished 7 mm		G-1274
30x60	29,75x59,55 cm - 11.13"x23.62"	10 mm
Mood Green Natural		G-7132
Hexagon	25x29 cm - 9.84"x11.42"	10 mm
Mood Green Natural Hexagon		G-7230
Mood Green Decor Hexagon		G-7254

100x100	99,55x99,55 cm - 39.37"x39.37"	10 mm
Mood Blue Natural		G-7268
50x100	49,75x99,55 cm - 19.69"x39.37"	10 mm
Mood Blue Natural		G-7162
60x60	59,55x59,55 cm - 23.62"x23.62"	10 mm
Mood Blue Natural		G-7146
30x60	29,75x59,55 cm - 11.13"x23.62"	10 mm
Mood Blue Natural		G-7132

100x100	99,55x99,55 cm - 39.37"x39.37"	10 mm
Mood Ivory Natural		G-7268
50x100	49,75x99,55 cm - 19.69"x39.37"	10 mm
Mood Ivory Natural		G-7162
60x60	59,55x59,55 cm - 23.62"x23.62"	10 mm
Mood Ivory Natural		G-7146
30x60	29,75x59,55 cm - 11.13"x23.62"	10 mm
Mood Ivory Natural		G-7132
Hexagon	25x29 cm - 9.84"x11.42"	10 mm
Mood Ivory Natural Hexagon		G-7230
Mood Ivory Decor Hexagon		G-7254

100x100	99,55x99,55 cm - 39.37"x39.37"	10 mm
Mood White Natural		G-7268
50x100	49,75x99,55 cm - 19.69"x39.37"	10 mm
Mood White Natural		G-7162
60x60	59,55x59,55 cm - 23.62"x23.62"	10 mm
Mood White Natural		G-7146
30x60	29,75x59,55 cm - 11.13"x23.62"	10 mm
Mood White Natural		G-7132

100x100	99,55x99,55 cm - 39.37"x39.37"	10 mm
Mood Black Natural		G-7268
50x100	49,75x99,55 cm - 19.69"x39.37"	10 mm
Mood Black Natural		G-7162
60x60	59,55x59,55 cm - 23.62"x23.62"	10 mm
Mood Black Natural		G-7146
30x60	29,75x59,55 cm - 11.13"x23.62"	10 mm
Mood Black Natural		G-7132

Mosaics	SIZE / Formato	Mosaico 5x5	Black	Blue	Green	Ivory	White
			Natural	Natural	Natural	Natural	Natural
	29,75x29,75 cm 11.71"x11.71"		G-7558	G-7558	G-7558	G-7558	G-7558

Listas	SIZE / Formato		Black	Blue	Green	Ivory	White
			Natural	Natural	Natural	Natural	Natural
	7,5x100	Listas	G-6111	G-6111	G-6111	G-6111	G-6111
	7,5x60	Listas	G-6087	G-6087	G-6087	G-6087	G-6087
	7,5x50	Listas	G-6065	G-6065	G-6065	G-6065	G-6065

Rodapie	SIZE / Formato		Black	Blue	Green	Ivory	White
			Natural	Natural	Natural	Natural	Natural
	7,5x100	Rodapie	G-6115	G-6115	G-6115	G-6115	G-6115
	7,5x60	Rodapie	G-6089	G-6089	G-6089	G-6089	G-6089
	7,5x50	Rodapie	G-6071	G-6071	G-6071	G-6071	G-6071

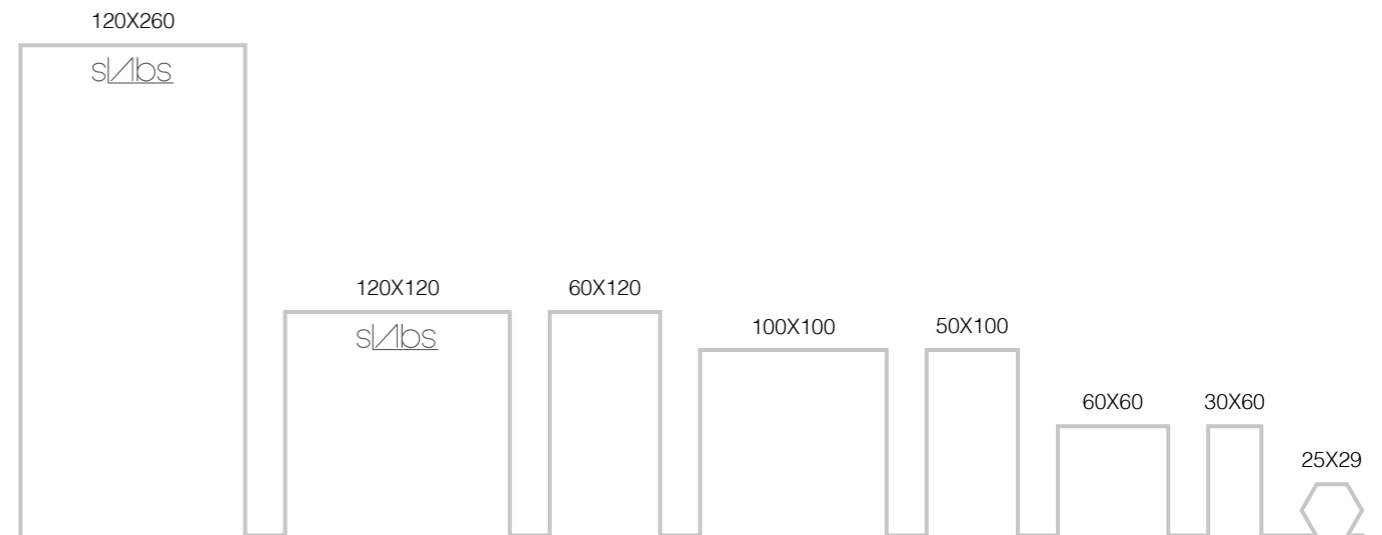
Gradone	SIZE / Formato		Black	Blue	Green	Ivory	White
			Natural	Natural	Natural	Natural	Natural
	30x260	Gradone			G-2875		
	30x130	Gradone			G-2741		
	100x100	Gradone	G-6723	G-6723	G-6723	G-6723	G-6723
	50x100	Gradone	G-6655	G-6655	G-6655	G-6655	G-6655
	60x60	Gradone	G-6559	G-6559	G-6559	G-6559	G-6559
	30x60	Gradone	G-6471	G-6471	G-6471	G-6471	G-6471

Peldaño	SIZE / Formato		Black	Blue	Green	Ivory	White
			Natural	Natural	Natural	Natural	Natural
	30x260	Peldaño			G-2839		
	30x130	Peldaño			G-2651		
	100x100	Peldaño	G-6541	G-6541	G-6541	G-6541	G-6541
	50x100	Peldaño	G-6337	G-6337	G-6337	G-6337	G-6337
	60x60	Peldaño	G-6197	G-6197	G-6197	G-6197	G-6197
	30x60	Peldaño	G-6131	G-6131	G-6131	G-6131	G-6131

Packing List	Real Size cm	Real Size "	Box/ Pallet	Pzs/ Box	M2/ Pallet	M2/ Box	SQF/ Pallet	SQF/ Box	Kg/ Pallet	Kg/ Box	Kg/ Piece
120x260 6 mm	119,3x260	46.97"x102.4"	17	1	52,731	3,102	567,592	33,388	900	49,410	49,410
120x120 6 mm	119,30x119,30	46.97"x46.97"	32	1	45,544	1,423	490,235	15,320	855	25,150	24,500
60x120 7 mm	59,55x119,30	23.44"x46.97"	30	2	1,42	42,63	15,29	458,83	780	25,234	12,437
100x100 10 mm	99,55x99,55	39.19"x39.19"	40	1	0,99	39,64	10,67	426,69	991	23,886	23,536
50x100 10 mm	49,75x99,55	19.59"x39.19"	27	3	1,49	40,12	15,99	431,81	941	34,102	11,269
60x60 7 mm	59,55x59,55	23.44"x23.44"	30	5	1,77	53,19	19,09	572,57	950	30,898	6,129
60x60 10 mm	59,55x59,55	23.44"x23.44"	30	4	42,554	1,418	458,056	15,269	972	31,743	7,849
30x60 10 mm	29,75x59,55	17.57"x23.44"	40	7	49,605	1,240	533,950	13,349	1150	28,179	3,992
25x29 10 mm Hexagon	25x29	9.84"x11.42"	48	17	0,94	44,88	10,06	483,09	1060	21,767	1,271

Technical Data	DIN	DIN	DCOF	PTV	CLASE
	51130	51097	ANSI A 326.3	BS 7976	UNE 41901 EX
Natural	R10		>0,42	>24	1

DIN 51130 - DIN 51097 - UNE-ENV 12633. Test done in Mood Blue Natural. Average test result value on September 2019. Consult specific product test result value before supplying. DIN 51130 - DIN 51097 - UNE-ENV 12633. Prueba realizada sobre el producto Mood Blue Natural. Valor de media a fecha de Septiembre de 2019. Consultar valor de un producto específico antes del suministro.



FRAGMENTA



Floor: Fragmenta Blue Natural 60x60




Walls: Fragmenta Grey Natural 25x100
Aria Black Decor 25x100



Walls: Fragmenta Grey Natural 25x100
Aria Black Decor 25x100
Floor: Aria Black Natural 25x100



Floor: Fragmenta Grey Solid 50x100



Fragmenta

PORCELAIN



Beige

50x100	49,75x99,55 cm - 19.58"x39.19"	10 mm
Fragmenta Beige Natural		G-7180
25x100	24,75x99,55 cm - 9.84"x39.19"	10 mm
Fragmenta Beige Natural		G-7180
60x60	59,55x59,55 cm - 23.62"x23.62"	10 mm
Fragmenta Beige Natural		G-7180
12,5x50	12,28x49,68 cm - 4.83"x19.55"	10 mm
Fragmenta Beige Natura		G-7426
8x50	8,12x49,68 cm - 3.2"x19.55"	10 mm
Fragmenta Beige Natural		G-7452



Grey

50x100	49,75x99,55 cm - 19.58"x39.19"	10 mm
Fragmenta Grey Natural		G-7180
25x100	24,75x99,55 cm - 9.84"x39.19"	10 mm
Fragmenta Grey Natural		G-7180
60x60	59,55x59,55 cm - 23.62"x23.62"	10 mm
Fragmenta Grey Natural		G-7180
12,5x50	12,28x49,68 cm - 4.83"x19.55"	10 mm
Fragmenta Grey Natura		G-7426
8x50	8,12x49,68 cm - 3.2"x19.55"	10 mm
Fragmenta Grey Natural		G-7452



Blue

50x100	49,75x99,55 cm - 19.58"x39.19"	10 mm
Fragmenta Blue Natural		G-7180
25x100	24,75x99,55 cm - 9.84"x39.19"	10 mm
Fragmenta Blue Natural		G-7180
60x60	59,55x59,55 cm - 23.62"x23.62"	10 mm
Fragmenta Blue Natural		G-7180
12,5x50	12,28x49,68 cm - 4.83"x19.55"	10 mm
Fragmenta Blue Natura		G-7426
8x50	8,12x49,68 cm - 3.2"x19.55"	10 mm
Fragmenta Blue Natural		G-7452

Solid 2 cm



SOLID 2 cm

50x100	49,75x99,55 cm - 19.58"x39.19"	20 mm
Fragmenta Grey Solid 2 cm		G-9234
Fragmenta Beige Solid 2 cm		G-9234

Mosaics	SIZE / Formato	Beige			
		Natural	Blue Natural	Grey Natural	
	29,75x29,75 cm 11.71"x11.71"	Mosaico 5x5	G-7558	G-7558	G-7558

Rodapie	SIZE / Formato	Beige			
		Natural	Blue Natural	Grey Natural	
	7,5x100	Rodapie	G-6115	G-6115	G-6115
	7,5x60	Rodapie	G-6071	G-6071	G-6071
	7,5x50	Rodapie	G-6071	G-6071	G-6071

Listas	SIZE / Formato	Beige			
		Natural	Blue Natural	Grey Natural	
	7,5x100	Listas	G-6111	G-6111	G-6111
	7,5x60	Listas	G-6065	G-6065	G-6065
	7,5x50	Listas	G-6065	G-6065	G-6065

Gradone	SIZE / Formato	Beige			
		Natural	Blue Natural	Grey Natural	
	50x100	Gradone	G-6655	G-6655	G-6655
	60x60	Gradone	G-6559	G-6559	G-6559

Peldaño	SIZE / Formato	Beige			
		Natural	Blue Natural	Grey Natural	
	50x100	Peldaño	G-6337	G-6337	G-6337
	60x60	Peldaño	G-6197	G-6197	G-6197

2 Cm Peldaño L	SIZE / Formato	Beige			
		Solid 2 Cm	Blue Solid 2 Cm	Grey Solid 2 Cm	
	44x100	Peldaño "L"	G-623	G-623	G-623

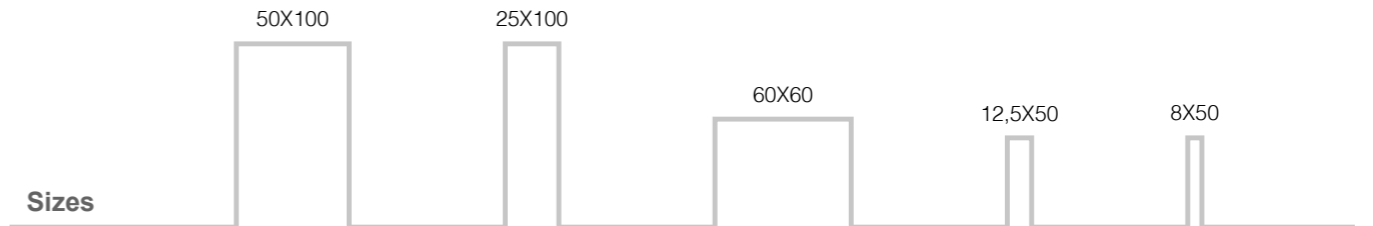
2 Cm Drain	SIZE / Formato	Beige			
		Solid 2 Cm	Blue Solid 2 Cm	Grey Solid 2 Cm	
	25x100	Drain	G-471	G-471	G-471
	25x25	Drain Angle	G-187	G-187	G-187
	25x100	Drain Diagonal	G-471	G-471	G-471

Packing List	Real Size cm	Real Size "	Box/ Pallet	Pzs/ Box	M2/ Pallet	M2/ Box	SQF/ Pallet	SQF/ Box	Kg/ Pallet	Kg/ Box	Kg/ Piece
50x100 (10 mm)	49,75x99,55	19.59x39.19	27	3	40,116	1,486	431,810	15,993	941	34,102	11,269
25x100 (10 mm)	24,75x99,55	9.74x39.19	42	7	72,438	1,725	779,718	18,565	1650	38,891	5,523
60x60 (10 mm)	59,55x59,55	23.44x23.44	30	4	42,554	1,418	458,056	15,269	972	31,743	7,849
50x100 (Solid 2 cm)	49,75x99,55	19.59x39.19	36	1	17,829	0,495	191,916	5,331	825	22,362	22,067

Technical Data	DIN 51130	DIN 51097	DCOF ANSI A 326.3	PTV BS 7976	CLASE UNE 41901 EX
	Natural	R	>	>24	1
	Solid 2 cm	R	>0,42	>36	3

DIN 51130 / DIN 51097 / UNE-ENV 12633 - Test done in Fragmenta Beige Natural. Average test result value on September 2022. Consult specific product test result value before supplying.

DIN 51130 / DIN 51097 / UNE-ENV 12633 - Prueba realizada sobre el producto Fragmenta Beige Natural. Valor de media a fecha de Septiembre 2022. Consultar valor de un producto específico antes del suministro.



Sizes

All sizes are rectified and without bevel edge finish. Todos los formatos son rectificadas y no biseadas. Tiles with random shade and aspect variation. Producto con alta variación cromática y destonificación en composiciones.

“We are all a single soul that needs to develop in order for the world to move forward and meet again.”

Paulo Coelho

“Todos somos una única alma que precisa desarrollarse para que el mundo siga adelante y volvamos a encontrarnos.”

Paulo Coelho



wall: Anima Multicolor Natural 60x120
floor: Anima Aqua Natural 60x120



wall: Anima Multicolor Natural 45x90



Multicolor

60x120	59,55x119,3 cm - 23.45"x46.97"	7 mm
Anima Multicolor Natural		G-1304
45x90	44,63x89,46 cm - 17.57"x35.22"	7 mm
Anima Multicolor Natural		G-1208



Pink

60x120	59,55x119,3 cm - 23.45"x46.97"	7 mm
Anima Pink Natural		G-1304
45x90	44,63x89,46 cm - 17.57"x35.22"	7 mm
Anima Pink Natural		G-1208



Aqua

60x120	59,55x119,3 cm - 23.45"x46.97"	7 mm
Anima Aqua Natural		G-1304
45x90	44,63x89,46 cm - 17.57"x35.22"	7 mm
Anima Aqua Natural		G-1208

Finishes - Acabados

Natural



All sizes are rectified and without bevel edge finish.
 Todos los formatos son rectificadas y no biselados.
 Tiles with random shade and aspect variation.
 Producto con alta variación cromática y desentonificación en composiciones.

Mosaics	SIZE / Formato	Multicolor	Pink	Aqua	
		Natural	Natural	Natural	
	29,75x29,75 cm 11.71"x 11.71"	Mosaico 5x5 - 7 mm	G-1616	G-1616	G-1616

Rodapie	SIZE / Formato	Multicolor	Pink	Aqua	
		Natural	Natural	Natural	
	7,5x90	Rodapie	G-119	G-119	G-119

Listas	SIZE / Formato	Multicolor	Pink	Aqua	
		Natural	Natural	Natural	
	7,5x90	Listas	G-109	G-109	G-109

Gradone	SIZE / Formato	Multicolor	Pink	Aqua	
		Natural	Natural	Natural	
	30x120	Gradone	G-693	G-693	G-693
		Gradone Ángulo	G-749	G-749	G-749
	45x90	Gradone	G-603	G-603	G-603
		Gradone Ángulo	G-623	G-623	G-623

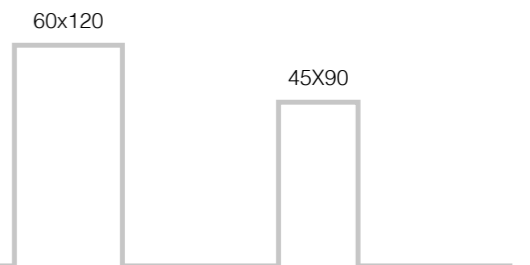
Peldaño	SIZE / Formato	Multicolor	Pink	Aqua	
		Natural	Natural	Natural	
	30x120	Peldaño	G-323	G-323	G-323
		Peldaño Ángulo	G-337	G-337	G-337
	45x90	Peldaño	G-319	G-319	G-319
		Peldaño Ángulo	G-333	G-333	G-333

Packing List	Real Size cm	Real Size "	Box/ Pallet	Pzs/ Box	M2/ Pallet	M2/ Box	SQF/ Pallet	SQF/ Box	Kg/ Pallet	Kg/ Box	Kg/ Piece
60x120 (7 mm)	59,55x119,3	23.44x46.97	30	2	42,63	1,42	458,83	15,29	780	25,234	12,437
45x90 (7 mm)	44,63x89,46	17.57x35.22	27	5	53,90	2,00	580,18	21,49	980	35,442	7,035

Technical Data	DIN 51130	DIN 51097	DCOF ANSI A 326.3	PTV BS 7976	CLASE UNE 41901 EX
Natural	R10	-	>0,42	>36	2

DIN 51130 - DIN 51097 - UNE-ENV 12633. Test done in Anima Pink Natural. Average test result value on October 2019. Consult specific product test result value before supplying. DIN 51130 - DIN 51097 - UNE-ENV 12633. Prueba realizada sobre el producto Anima Pink Natural. Valor de media a fecha de Octubre de 2019. Consultar valor de un producto específico antes del suministro.

Sizes





SOLID
2 cm

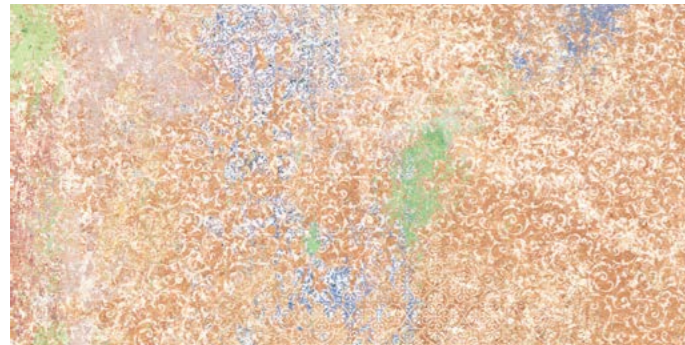






Grey

120x260	119,3x260 cm - 46.97"x102.4"	6 mm
Emotion Grey Natural		G-3365
120x120	119,3x119,3 cm - 46.97"x46.97"	6 mm
Emotion Grey Natural		G-3365
60x120	59,55x119,3 cm - 23.44"x46.97"	7 mm
Emotion Grey Polished		G-1410
100x100	99,55x99,55 cm - 39.37"x39.37"	10 mm
Emotion Grey Natural		G-7268
50x100	49,75x99,55 cm - 19.59"x39.37"	10 mm
Emotion Grey Natural		G-7170
60x60	59,55x59,55 cm - 23.62"x23.62"	7-10 mm
Emotion Grey Natural 10 mm		G-7170
Emotion Grey Polished 7 mm		G-1274
Hexagon	25x29 cm - 9.84"x11.42"	10 mm
Emotion Grey Natural Hexagon		G-7230




Red

100x100	99,55x99,55 cm - 39.37"x39.37"	10 mm
Emotion Red Natural		G-7268
50x100	49,75x99,55 cm - 19.59"x39.37"	10 mm
Emotion Red Natural		G-7170
60x60	59,55x59,55 cm - 23.62"x23.62"	10 mm
Emotion Red Natural		G-7170
Hexagon	25x29 cm - 9.84"x11.42"	10 mm
Emotion Red Natural Hexagon		G-7230



Beige

100x100	99,55x99,55 cm - 39.37"x39.37"	10 mm
Emotion Beige Natural		G-7268
50x100	49,75x99,55 cm - 19.59"x39.37"	10 mm
Emotion Beige Natural		G-7170
60x60	59,55x59,55 cm - 23.62"x23.62"	10 mm
Emotion Beige Natural		G-7170



White

100x100	99,55x99,55 cm - 39.37"x39.37"	10 mm
Emotion White Natural		G-7268
50x100	49,75x99,55 cm - 19.59"x39.37"	10 mm
Emotion White Natural		G-7170
60x60	59,55x59,55 cm - 23.62"x23.62"	10 mm
Emotion White Natural		G-7170



SOLID 2 cm

50x100	49,75x99,55 cm - 19.59"x39.37"	20 mm
Emotion Grey Solid 2 cm		G-9234

Mosaics	SIZE / Formato		Grey	Red	Beige	White
			Natural	Natural	Natural	Natural
	29,75x29,75 cm 11.71"x11.71"	Mosaico 5x5	G-7558	G-7558	G-7558	G-7558

Rodapie	SIZE / Formato		Grey	Red	Beige	White
			Natural	Natural	Natural	Natural
	7,5x100	Rodapie	G-6115	G-6115	G-6115	G-6115
	7,5x60	Rodapie	G-6071	G-6071	G-6071	G-6071
	7,5x50	Rodapie	G-6071	G-6071	G-6071	G-6071

Listas	SIZE / Formato		Grey	Red	Beige	White
			Natural	Natural	Natural	Natural
	7,5x100	Listas	G-6111	G-6111	G-6111	G-6111
	7,5x60	Listas	G-6065	G-6065	G-6065	G-6065
	7,5x50	Listas	G-6065	G-6065	G-6065	G-6065

Peldaño	SIZE / Formato		Grey	Red	Beige	White
			Natural	Natural	Natural	Natural
	100x100	Peldaño	G-6541	G-6541	G-6541	G-6541
		Peldaño Ángulo	G-6623	G-6623	G-6623	G-6623
	50x100	Peldaño	G-6337	G-6337	G-6337	G-6337
		Peldaño Ángulo	G-6375	G-6375	G-6375	G-6375
	60x60	Peldaño	G-6197	G-6197	G-6197	G-6197
		Peldaño Ángulo	G-6281	G-6281	G-6281	G-6281

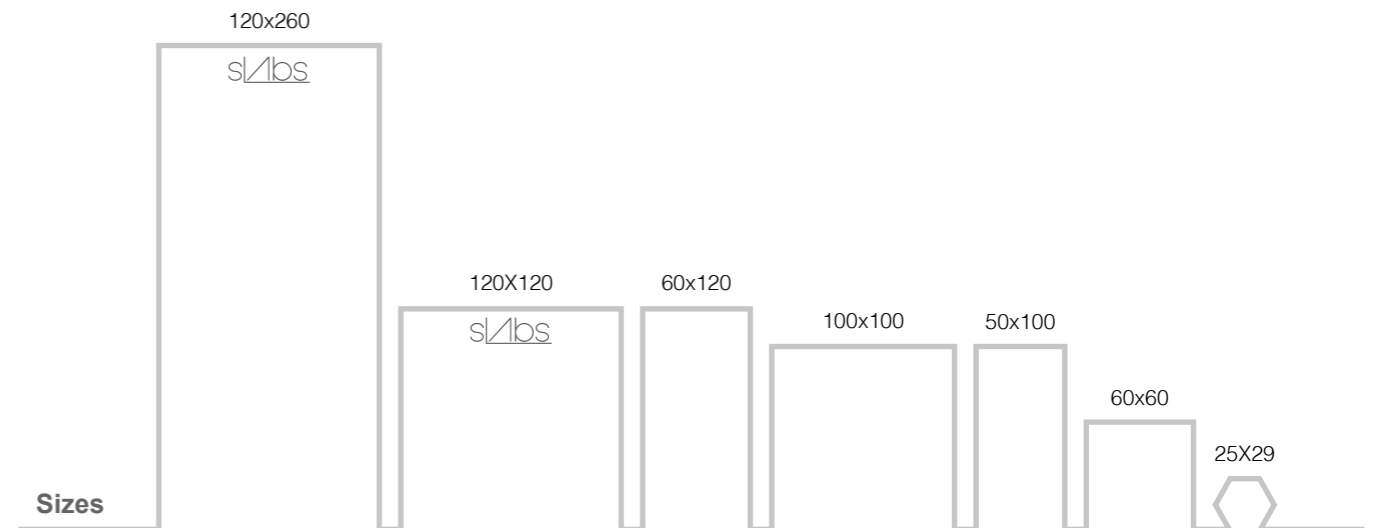
2 Cm Peldaño L	SIZE / Formato		Grey	Red	Beige	White
			Solid 2 Cm	Solid 2 Cm	Solid 2 Cm	Solid 2 Cm
	44x100	Peldaño "L"	G-623			

2 Cm Drain	SIZE / Formato		Grey	Red	Beige	White
			Solid 2 Cm	Solid 2 Cm	Solid 2 Cm	Solid 2 Cm
	25x100	Drain	G-471			
	25x25	Drain Angle	G-187			
	25x100	Drain Diagonal	G-471			

Packing List	Real Size cm	Real Size "	Box/ Pallet	Pzs/ Box	M2/ Pallet	M2/ Box	SQF/ Pallet	SQF/ Box	Kg/ Pallet	Kg/ Box	Kg/ Piece
120x260 6mm	119,3x260	46.97"x102.4"	17	1	52,731	3,102	567,592	33,388	900	49,410	49,410
120x120 6mm	119,30x119,3	46.97"x46.97"	32	1	45,544	1,423	490,235	15,320	855	25,150	24,500
60x120 (7 mm)	59,55x119,30	23.44"x46.97"	30	2	1,42	42,63	15,29	458,83	780	25,234	12,437
100x100 (10 mm)	99,55x99,55	39.19"x39.19"	40	1	0,99	39,64	10,67	426,69	991	23,886	23,536
50x100 (10 mm)	49,75x99,55	19.59"x39.19"	27	3	1,49	40,12	15,99	431,81	941	34,102	11,269
50x100 2 CM	49,75x99,55	19.59"x39.19"	36	1	0,50	17,83	5,33	191,92	825	22,362	22,067
60x60 (7 mm)	59,55x59,55	23.44"x23.44"	30	5	1,77	53,19	19,09	572,57	950	30,898	6,129
60x60 (10 mm)	59,55x59,55	23.44"x23.44"	30	4	1,42	42,55	15,27	458,06	972	31,743	7,849
25x29 SR Hexagon	25x29,00	9.84"x11.42"	48	17	0,94	44,88	10,06	483,09	1060	21,767	1,271

Technical Data	DIN 51130	DIN 51097	DCOF ANSI A 326.3	PTV BS 7976	CLASE UNE 41901 EX
Natural	R10	-	>0,42	>24	1
Solid 2cm	R11	C	>0,42	>36	3

DIN 51130 - DIN 51097 - UNE-ENV 12633. Test done in Emotion Grey Natural. Average test result value on September 2019. Consult specific product test result value before supplying. Prueba realizada sobre el producto Emotion Grey Natural. Valor de media a fecha de Septiembre de 2019. Consultar valor de un producto específico antes del suministro.



Sizes

All sizes are rectified and without bevel edge finish. Todos los formatos son rectificadas y no biselados. Tiles with random shade and aspect variation. Producto con alta variación cromática y desentonificación en composiciones.






wall: Degradée Blue Decor 60x120
floor: Degradée Blue Natural 60x120

Degradee



Blue Natural

60x120	59,55x119,3 cm - 23.45"x46.97"	7 mm
Degradée Blue Natural		G-1282
20x120	19,71x119,3 cm - 7.76"x46.97"	7 mm
Degradée Blue Natural		G-1410
45x90	44,63x89,46 cm - 17.57"x35.22"	7 mm
Degradée Blue Natural		G-1186



Blue Decor

60x120	59,55x119,3 cm - 23.45"x46.97"	7 mm
Degradée Blue Decor		G-1342
20x120	19,71x119,3 cm - 7.76"x46.97"	7 mm
Degradée Blue Decor		G-1456



Red Natural

60x120	59,55x119,3 cm - 23.45"x46.97"	7 mm
Degradée Red Natural		G-1282
20x120	19,71x119,3 cm - 7.76"x46.97"	7 mm
Degradée Red Natural		G-1410




Red Decor

60x120	59,55x119,3 cm - 23.45"x46.97"	7 mm
Degradée Red Decor		G-1342
20x120	19,71x119,3 cm - 7.76"x46.97"	7 mm
Degradée Red Decor		G-1456

All sizes are rectified and without bevel edge finish.
 Todos los formatos son rectificadas y no biselados.
 Tiles with random shade and aspect variation.
 Producto con alta variación cromática y desentonificación en composiciones.

Mosaics	SIZE / Formato	Blue	Red
		Natural	Natural
	29,75x29,75 cm 11.71"x 11.71"	Mosaico 5x5 G-1616	G-1616

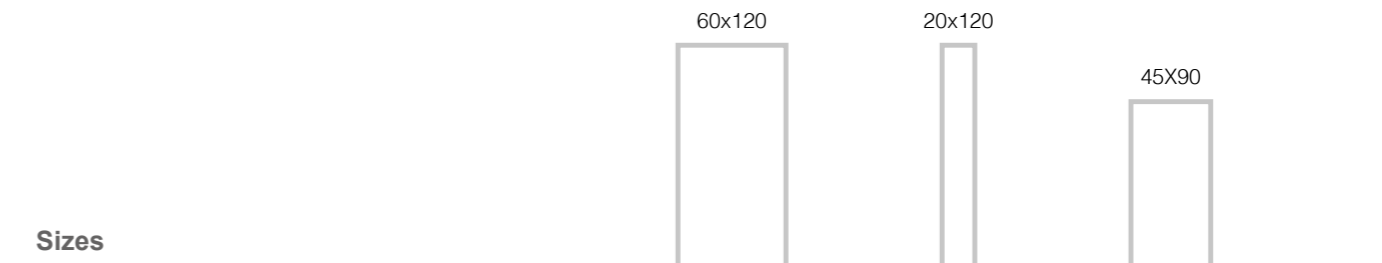
Rodapie	SIZE / Formato	Blue	Red
		Natural	Natural
	7,5x90 Rodapie	G-119	G-119

Listas	SIZE / Formato	Blue	Red
		Natural	Natural
	7,5x90 Listas	G-109	G-109

Packing List	Real Size cm	Real Size "	Box/ Pallet	Pzs/ Box	M2/ Pallet	M2/ Box	SQF/ Pallet	SQF/ Box	Kg/ Pallet	Kg/ Box	Kg/ Piece
60x120 (7 mm)	59,55x119,3	23.44x46.97	30	2	42,63	1,42	458,83	15,29	780	25,234	12,437
20x120 (7 mm)	19,71x119,30	7.76x46.97	36	6	50,79	1,41	546,71	15,19	547	24,94	4,11
45x90 (7 mm)	44,63x89,46	17.57x35.22	27	5	53,90	2,00	580,18	21,49	980	35,442	7,035

Technical Data	DIN	DIN	DCOF	PTV	CLASE
	51130	51097	ANSI A 326.3	BS 7976	UNE 41901 EX
Natural Blue	R10		>0,42	>24	1
Natural Red	R10		>0,42	>36	2
Decor Blue - Red	R10		>0,42	>24	1



DIN 51130 - DIN 51097 - UNE-EN 12633. Test done in Degradée Blue Decor. Average test result value on October 2019. Consult specific product test result value before supplying. DIN 51130 - DIN 51097 - UNE-EN 12633. Pruebas realizadas sobre el producto Degradée Blue Decor. Valor de media a fecha de Octubre de 2019. Consultar valor de un producto específico antes del suministro.



Sizes



BUWOG Retro



FERNAND CINA - Salgesch - Switzerland
Equinox Anthracite 120x120



Anthracite




White



Grey

Decors / Decorados



Solid 2 cm



120x260	119,3x260 cm - 46.97"x102.4"	6 mm
Equinox Anthracite Natural		G-3381
60x260	59,55x260 cm - 23.45"x102.4"	6 mm
Equinox Anthracite Natural		G-3381
120x120	119,3x119,3 cm - 46.97"x46.97"	6 mm
Equinox Anthracite Natural		G-3381

120x260	119,3x260 cm - 46.97"x102.4"	6 mm
Equinox White Natural		G-3381
60x260	59,55x260 cm - 23.45"x102.4"	6 mm
Equinox White Natural		G-3381
120x120	119,3x119,3 cm - 46.97"x46.97"	6 mm
Equinox White Natural		G-3381
60x60	59,55x59,55 cm - 23.62"x23.62"	7 mm
Equinox White Satin		G-1180
30x60	29,75x59,55 cm - 11.71"x23.45"	7 mm
Equinox White Satin		G-1162

162x324	162x324 cm - 63.8"x127.6"	12 mm
Equinox Grey Natural		G-3520
120x260	119,3x260 cm - 46.97"x102.4"	6 mm
Equinox Grey Natural		G-3381
60x260	59,55x260 cm - 23.45"x102.4"	6 mm
Equinox Grey Natural		G-3381
120x120	119,3x119,3 cm - 46.97"x46.97"	6 mm
Equinox Grey Natural		G-3381
60x120	59,55x119,3 cm - 23.45"x46.97"	7 mm
Equinox Grey Satin		G-1282

60x260	59,55x260 cm - 23.45"x102.4"	6 mm
Equinox Anthracite Diamond Decor		G-2928

60x260	59,55x260 cm - 23.45"x102.4"	6 mm
Equinox Anthracite Stripes Decor		G-2928

SOLID 2 cm		
50x100	49,75x99,55 cm - 19.59"x39.37"	20 mm
Equinox Grey Solid 2 cm		G-9234

Rodapie	SIZE / Formato	Anthracite		Grey		White	
		Natural	Satin	Natural	Satin	Natural	Satin
	7,5x60 Rodapie						G-93

Listas	SIZE / Formato	Anthracite		Grey		White	
		Natural	Satin	Natural	Satin	Natural	Satin
	7,5x60 Listas						G-87

Gradone	SIZE / Formato	Anthracite		Grey		White	
		Natural	Satin	Natural	Satin	Natural	Satin
	30x260	Gradone	G-2875			G-2875	
		Gradone Ángulo					
	30x130	Gradone	G-2741		G-2741		
		Gradone Ángulo					
	60x60	Gradone					G-543
		Gradone Ángulo					G-599
30x60	Gradone					G-499	
	Gradone Ángulo					G-559	

Peldaño	SIZE / Formato	Anthracite		Grey		White	
		Natural	Satin	Natural	Satin	Natural	Satin
	30x260	Peldaño	G-2839		G-2839		
		Peldaño Ángulo					
	30x130	Peldaño	G-2651		G-2651		
		Peldaño Ángulo					
	60x60	Peldaño					G-227
		Peldaño Ángulo					G-251
30x60	Peldaño					G-161	
	Peldaño Ángulo					G-171	

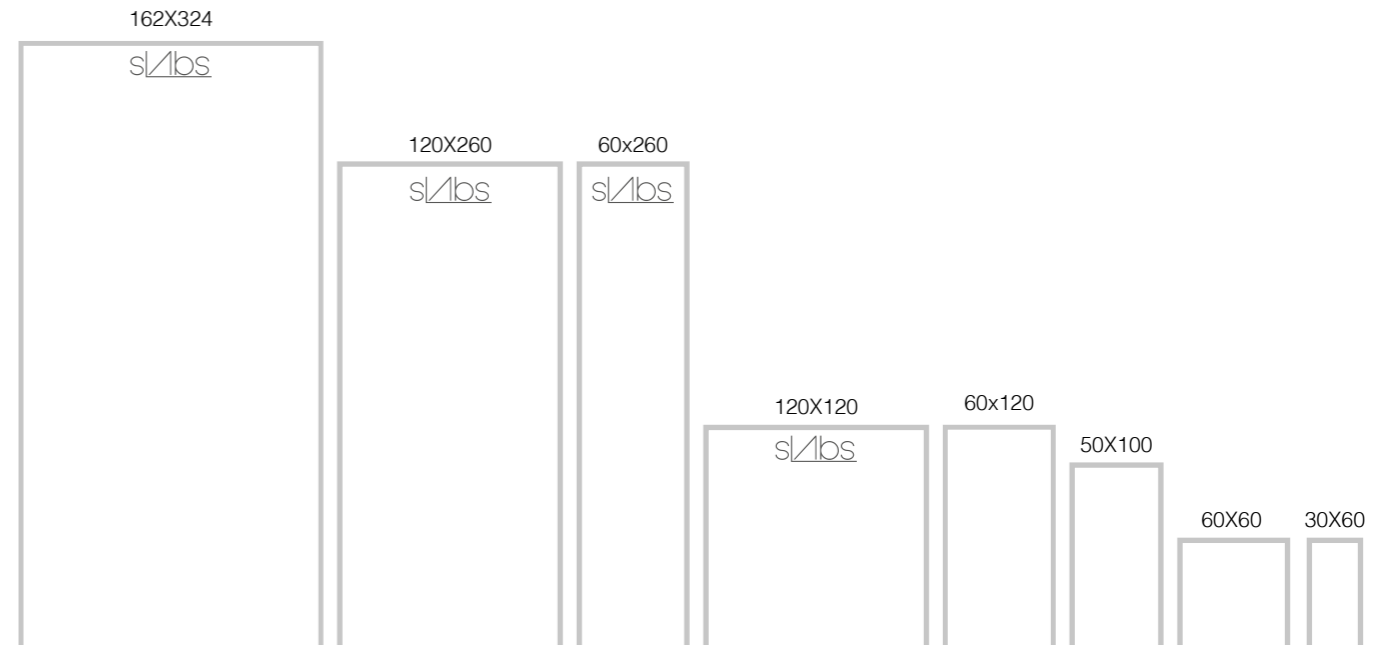
2 Cm Peldaño L	SIZE / Formato	Anthracite		Grey		White	
		Solid 2 Cm		Solid 2 Cm		Solid 2 Cm	
	44x100 Peldaño "L"			G-623			

2 Cm Drain	SIZE / Formato	Anthracite		Grey		White	
		Solid 2 Cm		Solid 2 Cm		Solid 2 Cm	
	25x100	Drain		G-471			
	25x25	Drain Angle		G-187			
	25x100	Drain Diagonal		G-471			

Packing List	Real Size cm	Real Size "	Box/ Pallet	Pzs/ Box	M2/ Pallet	M2/ Box	SQF/ Pallet	SQF/ Box	Kg/ Pallet	Kg/ Box	Kg/ Piece
162x324	162x324	63.8"x127.6"	16	1	83,981	5,249	903,969	56,498	2860	170,000	170,000
120x260	119,3x260	46.97"x102.4"	17	1	52,731	3,102	567,592	33,388	900	49,410	49,410
60x260	59,55x260	46.97"x102.4"	34	1	52,642	1,548	566,641	16,666	961	26,500	26,500
120x120	119,30x119,3	46.97"x46.97"	32	1	45,544	1,423	490,235	15,320	855	25,150	24,500
60x120	59,55x119,3	23.44x46.97	30	2	42,63	1,42	458,83	15,29	780	25,234	12,437
50x100 - Solid 2 cm	49,75x99,55	19.59"x39.19"	36	1	0,50	17,83	5,33	191,92	825	22,362	22,067
60x60	59,55x59,55	23.45"x23.45"	30	5	53,193	1,773	572,570	19,086	950	30,898	6,129
30x60	29,75x59,55	11.71"x23.45"	40	8	56,692	1,417	610,228	15,256	1000	24,427	3,024

Technical Data	DIN 51130	DIN 51097	DCOF ANSI A 326.3	PTV BS 7976	CLASE UNE 41901 EX
	Natural	R10	B	>0,42	>36
Satin	R10		>0,42	>36	1
Non-slip	R11	C	>0,42	>36	3
Solid 2 cm	R11	C	>0,42	>36	3

DIN 51130 - DIN 51097 - UNE-ENV 12633. Test done in Equinox Anthracite Natural. Average test result value on January 2020. Consult specific product test result value before supplying. DIN 51130 - DIN 51097 - UNE-ENV 12633. Prueba realizada sobre el producto Equinox Anthracite Natural. Valor de media a fecha de Enero de 2020. Consultar valor de un producto específico antes del suministro.



All sizes are rectified and without bevel edge finish. Todos los formatos son rectificadas y no biseadas. Tiles with random shade and aspect variation. Producto con alta variación cromática y desentonificación en composiciones.

INSTINTO







White

120x260	119,3x260 cm - 46.97"x102.4"	6 mm
Instinto White Natural		G-3365
120x120	119,3x119,3 cm - 46.97"x46.97"	6 mm
Instinto White Natural		G-3365
45x90	44.63x89.46 cm - 17.57"x35.22"	7 mm
Instinto White Natural		G-1202
Instinto White Lappato		G-1234
Instinto White Rescato		G-1234



Taupe

120x260	119,3x260 cm - 46.97"x102.4"	6 mm
Instinto Taupe Natural		G-3365
120x120	119,3x119,3 cm - 46.97"x46.97"	6 mm
Instinto Taupe Natural		G-3365
90x90	89,46x89,46 cm - 35.22"x35.22"	7 mm
Instinto Taupe Natural		G-1298
Instinto Taupe Lappato		G-1330
45x90	44.63x89.46 cm - 17.57"x35.22"	7 mm
Instinto Taupe Rescato		G-1234



Instinto White Autumn Decor A+B

120x260	119,3x260 cm - 46.97"x102.4"	6 mm
Instinto White Autumn Decor A+B		G-2961

Finishes - Acabados

Natural Lappato Rescato



All sizes are rectified and without bevel edge finish. Todos los formatos son rectificadas y no biseados. Tiles with random shade and aspect variation. Producto con alta variación cromática y destonificación en composiciones.

Mosaics	SIZE / Formato	White			Taupe		
		Natural	Lappato	Rescato	Natural	Lappato	Rescato
	29,75x29,75 cm 11.71"x11.71"	Mosaico 5x5	G-1654			G-1654	
	29,75x29,75 cm 11.71"x11.71"	Mosaico Brick	G-1942			G-1942	
	25,09x25,09 cm 9.9"x9.9"	Mosaico Flake		G-1708			G-1708

Listas	SIZE / Formato	White			Taupe		
		Natural	Lappato	Rescato	Natural	Lappato	Rescato
	7,5x90	Listas	G-109	G-109	G-109	G-109	G-109

Rodapie	SIZE / Formato	White			Taupe		
		Natural	Lappato	Rescato	Natural	Lappato	Rescato
	7,5x90	Rodapie	G-125	G-125	G-125	G-125	G-125

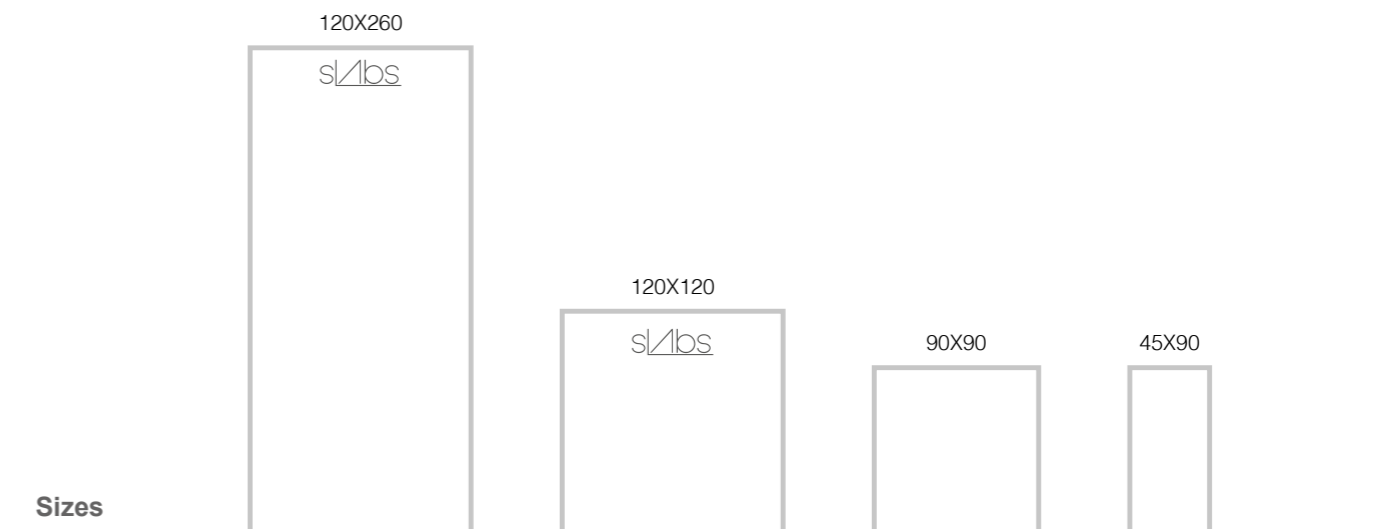
Gradone	SIZE / Formato	White			Taupe		
		Natural	Lappato	Rescato	Natural	Lappato	Rescato
	30x260	Gradone	G-2875			G-2875	
	30x130	Gradone	G-2741			G-2741	
	45x90	Gradone	G-583	G-603	G-603		G-603
		Gradone Ángulo	G-603	G-623	G-623		G-623

Peldaño	SIZE / Formato	White			Taupe		
		Natural	Lappato	Rescato	Natural	Lappato	Rescato
	30x260	Peldaño	G-2839			G-2839	
	30x130	Peldaño	G-2651			G-2651	
	45x90	Peldaño	G-281	G-315	G-315		G-315
		Peldaño Ángulo	G-291	G-323	G-323		G-323

Packing List	Real Size cm	Real Size "	Box/ Pallet	Pzs/ Box	M2/ Pallet	M2/ Box	SQF/ Pallet	SQF/ Box	Kg/ Pallet	Kg/ Box	Kg/ Piece
120x260	119,30 x 260,00	46,97 x 102,36	17	1	52,731	3,102	567,592	33,388	900	49,410	49,410
120x120	119,30 x 119,30	46,97 x 46,97	32	1	45,544	1,423	490,235	15,320	855	25,150	24,500
90x90	89,46 x 89,46	35,22 x 35,22	20	2	32,012	1,601	344,581	17,229	585	27,597	13,661
45x90	44,63 x 89,46	17,57 x 35,22	27	5	53,900	1,996	580,181	21,488	980	35,442	7,035

Technical Data	DIN 51130	DIN 51097	DCOF ANSI A 326.3	PTV BS 7976	CLASE UNE 41901 EX
	Natural	R10		>0,42	>36
Lappato	R10		>0,42	>36	2

DIN 51130 - DIN 51097 - UNE-ENV 12633. Test done in Instinto White Natural. Average test result value on March 2020. Consult specific product test result value before supplying. DIN 51130 - DIN 51097 - UNE-ENV 12633. Prueba realizada sobre el producto Instinto White Natural. Valor de media a fecha de Marzo de 2020. Consultar valor de un producto específico antes del suministro.



Sizes





North


PORCELAIN



Sand



Grey



White



Blue



SOLID 2 cm

100x100	99,55x99,55 cm - 39.37"x39.37"	10 mm
North Sand Spatulato		G-7268
50x100	49,75x99,55 cm - 19.69"x39.37"	10 mm
North Sand Spatulato		G-7162
North Sand Nonslip		G-7186
North Sand Rope Decor		G-6570
Hexagon	25x29 cm - 9.84"x11.42"	10 mm
North Sand Decor Hexagon		G-7230
North Sand Decor Nonslip Hexagon		G-7254

100x100	99,55x99,55 cm - 39.37"x39.37"	10 mm
North Grey Spatulato		G-7268
50x100	49,75x99,55 cm - 19.69"x39.37"	10 mm
North Grey Spatulato		G-7162
North Grey Nonslip		G-7186
North Grey Rope Decor		G-6570

100x100	99,55x99,55 cm - 39.37"x39.37"	10 mm
North White Spatulato		G-7268
50x100	49,75x99,55 cm - 19.69"x39.37"	10 mm
North White Spatulato		G-7162
North White Rope Decor		G-6570

50x100	49,75x99,55 cm - 19.69"x39.37"	10 mm
North Blue Spatulato		G-7162
North Blue Rope Decor		G-6570

50x100	49,75x99,55 cm - 19.69"x39.37"	20 mm
North Sand Solid 2CM		G-9234
North Grey Solid 2CM		G-9234

50x100	49,75x99,55 cm - 19.69"x39.37"	20 mm
North Sand Decor Solid 2CM		G-9234

50x100	49,75x99,55 cm - 19.69"x39.37"	20 mm
North Patchwork Solid 2CM		G-9234

Mosaics	SIZE / Formato	Blue		Grey		Sand		White	
		Spatulato	Nonslip	Spatulato	Nonslip	Spatulato	Nonslip	Spatulato	Nonslip
	29,75x29,75 cm 11.71"x11.71"	Mosaico 5x5	G-7558		G-7558		G-7558		G-7558

Listas	SIZE / Formato	Blue		Grey		Sand		White	
		Spatulato	Nonslip	Spatulato	Nonslip	Spatulato	Nonslip	Spatulato	Nonslip
		7,5x100	Listas	G-6111		G-6111		G-6111	
7,5x50	Listas	G-6065		G-6065		G-6065		G-6065	

Rodapie	SIZE / Formato	Blue		Grey		Sand		White	
		Spatulato	Nonslip	Spatulato	Nonslip	Spatulato	Nonslip	Spatulato	Nonslip
		7,5x100	Rodapie	G-6115		G-6115		G-6115	
7,5x50	Rodapie	G-6071		G-6071		G-6071		G-6071	

Gradone	SIZE / Formato	Blue		Grey		Sand		White	
		Spatulato	Nonslip	Spatulato	Nonslip	Spatulato	Nonslip	Spatulato	Nonslip
		100x100	Gradone	G-6723		G-6723		G-6723	
50x100	Gradone	G-6655		G-6655	G-6667	G-6655	G-6667	G-6655	

Peldaño	SIZE / Formato	Blue		Grey		Sand		White	
		Spatulato	Nonslip	Spatulato	Nonslip	Spatulato	Nonslip	Spatulato	Nonslip
		100x100	Peldaño	G-6541		G-6541		G-6541	
50x100	Peldaño	G-6337		G-6337	G-6347	G-6337	G-6347	G-6337	

2 Cm Peldaño L	SIZE / Formato	Blue	Grey	Sand	White
		Solid 2 Cm	Solid 2 Cm	Solid 2 Cm	Solid 2 Cm
	44x100	Peldaño "L"		G-623	G-623

2 Cm Drain	SIZE / Formato	Blue	Grey	Sand	White
		Solid 2 Cm	Solid 2 Cm	Solid 2 Cm	Solid 2 Cm
		25x100	Drain		G-471
25x25	Drain Angle		G-187	G-187	
25x100	Drain Diagonal		G-471	G-471	


Packing List	Real Size cm	Real Size "	Box/ Pallet	Pzs/ Box	M2/ Pallet	M2/ Box	SQF/ Pallet	SQF/ Box	Kg/ Pallet	Kg/ Box	Kg/ Piece
100x100	99,55x99,55	39,19x39,19	40	1	39,64	0,99	426,69	10,67	991	23,886	23,536
50x100	49,75x99,55	19,59x39,19	27	3	40,12	1,49	431,81	15,99	941	34,102	11,269
50x100 Solid 2 cm	49,75x99,55	19,59x39,19	36	1	17,83	0,50	191,92	5,33	880	23,889	23,594
25x29 Hexagon	25x29	9,84x11,42	48	17	44,88	0,935	483,09	10,06	1060	21,767	1,271

Technical Data	DIN 51130	DIN 51097	DCOF ANSI A 326.3	PTV BS 7976	CLASE UNE 41901 EX
	Natural	R10	>0,42	>24	1
Nonslip	R11		>0,42	>36	3
Solid 2 cm	R11	C	>0,42	>36	3

DIN 51130 - DIN 51097 - UNE-ENV 12633. Test done in North Blue Natural. Average test result value on November 2013. Consult specific product test result value before supplying. HEXAGON IS A NON RECTIFIED MATERIAL. MINIMUM INSTALLATION JOINT WHEN FIXING IS 2 mm.

DIN 51130 - DIN 51097 - UNE-ENV 12633. Prueba realizada sobre el producto North Blue Natural. Valor de media a fecha de Noviembre de 2013. Consultar valor de un producto específico antes del suministro. HEXAGON ES MATERIAL NO RECTIFICADO. JUNTA MÍNIMA PARA SU COLOCACIÓN DE 2 mm.

All sizes are rectified and without bevel edge finish.
 Todos los formatos son rectificadas y no biselados.
 Tiles with random shade and aspect variation.
 Producto con alta variación cromática y desentonificación en composiciones.



Sizes

REGENERATION



Fana Sparebank Os
Architect : Sol Design
Noruega
floor: Regeneration Black Natural 90x90

Regeneration

PORCELAIN



Grey

90x90	89,46x89,46 cm - 35.22"x35.22"	11 mm
Regeneration Grey Natural		G-1492
45x90	44,63x89,46 cm - 17.57"x35.22"	11 mm
Regeneration Grey Natural		G-1284
Regeneration Grey Lappato		G-1318
30x90	29,69x89,46 cm - 11.68"x35.22"	11 mm
Regeneration Grey Natural		G-1322
30x60	29,75x59,55 cm - 11.71"x23.45"	11 mm
Regeneration Grey Natural		G-1218



Black

90x90	89,46x89,46 cm - 35.22"x35.22"	11 mm
Regeneration Black Natural		G-1492
Regeneration Black Lappato		G-1506
45x90	44,63x89,46 cm - 17.57"x35.22"	11 mm
Regeneration Black Natural		G-1284
30x90	29,69x89,46 cm - 11.68"x35.22"	11 mm
Regeneration Black Natural		G-1322
Regeneration Black Lappato		G-1362



White

90x90	89,46x89,46 cm - 35.22"x35.22"	11 mm
Regeneration White Natural		G-1492
30x90	29,69x89,46 cm - 11.68"x35.22"	11 mm
Regeneration White Natural		G-1322
30x60	29,75x59,55 cm - 11.71"x23.45"	11 mm
Regeneration White Natural		G-1218

Finishes - Acabados

Natural



Lappato



All sizes are rectified and without bevel edge finish.
 Todos los formatos son rectificadas y no biselados.
 Tiles with random shade and aspect variation.
 Producto con alta variación cromática y desentonificación en composiciones.

Mosaics	SIZE / Formato	Grey		Black		White
		Natural	Lappato	Natural	Lappato	Natural
	28,79x28,79 cm 11.33"x11.33"	Mosaico Brick	G-1942		G-1942	G-1942

Decors	SIZE / Formato	Grey		Black		White
		Natural	Lappato	Natural	Lappato	Natural
	14,74x89,46 cm 5.81"x35.22"	Decor Ramp	G-1638		G-1638	
	44,63x89,46 cm 17.57"x35.22"	Decor Moon	G-1884		G-1884	
	Ø 25 cm-9.84"	Circle Moon	G-179		G-179	

Rodapie	SIZE / Formato	Grey		Black		White
		Natural	Lappato	Natural	Lappato	Natural
	7,5x90	Rodapie	G-123		G-123	
	7,5x60	Rodapie	G-93			G-97

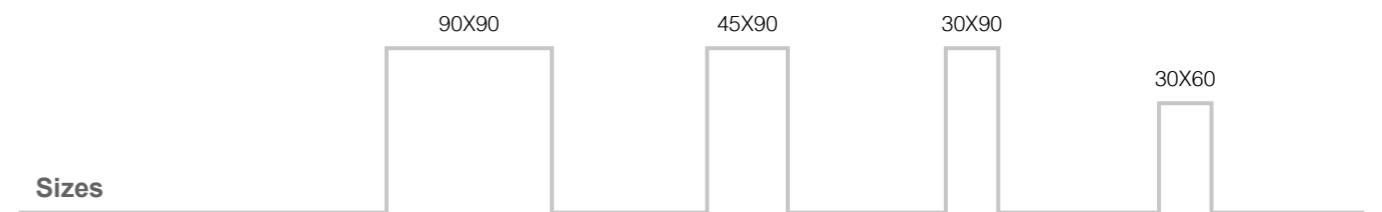
Gradone	SIZE / Formato	Grey		Black		White
		Natural	Lappato	Natural	Lappato	Natural
	90x90	Gradone	G-779		G-779	G-779
		Gradone Ángulo	G-829		G-829	G-829
	45x90	Gradone	G-603	G-603	G-603	
		Gradone Ángulo	G-623	G-623	G-623	
	30x90	Gradone	G-603	G-603	G-603	G-603
		Gradone Ángulo	G-623	G-623	G-623	G-623
	30x60	Gradone	G-499			G-499
		Gradone Ángulo	G-559			G-559

Peldaño	SIZE / Formato	Grey		Black		White
		Natural	Lappato	Natural	Lappato	Natural
	90x90	Peldaño	G-585		G-585	G-585
		Peldaño Ángulo	G-609		G-609	G-609
	45x90	Peldaño	G-303	G-315	G-303	
		Peldaño Ángulo	G-315	G-323	G-315	
	30x90	Peldaño	G-303		G-303	G-315
		Peldaño Ángulo	G-315		G-315	G-323
	30x60	Peldaño	G-171			G-171
		Peldaño Ángulo	G-187			G-187

Packing List	Real Size cm	Real Size "	Box/ Pallet	Pzs/ Box	M2/ Pallet	M2/ Box	SQF/ Pallet	SQF/ Box	Kg/ Pallet	Kg/ Box	Kg/ Piece
90x90 (11 mm)	89,46x89,46	35.22x35.22	36	1	28,81	0,80	310,12	8,61	822	21,91	21,635
45x90 (11 mm)	44,63x89,46	17.57x35.22	27	3	32,34	1,20	348,11	12,89	880	31,74	10,491
30x90 (11 mm)	29,69x89,46	11.69x35.22	38	5	50,47	1,33	543,21	14,29	1404	36,34	7,21
30x60 Natural (11 mm)	29,75x59,55	11.71x23.44	40	6	42,52	1,06	457,67	11,44	1050	25,675	4,24

Technical Data	DIN 51130	DIN 51097	DCOF ANSI A 326.3	PTV BS 7976	CLASE UNE 41901 EX
	Natural	R10		>0,42	
Lappato	R10		>0,42		2

Test done in regeneration Black Lappato 90x90. Average test result value on November 2013. Consult specific product test result value before supplying.
Prueba realizada sobre el producto regeneration Black Lappato 90x90. Valor de media a fecha Noviembre de 2013. Consultar valor de un producto específico antes del suministro.



Sizes



Artec 7.0

PORCELAIN



Black

60x120	59,55x119,3 cm - 23.45"x46.97"	7 mm
Artec 7.0 Black Natural		G-1372
30x120	29,67x119,3 cm - 11.68"x46.97"	7 mm
Artec 7.0 Black Natural		G-1450



60x120	59,55x119,3 cm - 23.45"x46.97"	7 mm
Artec 7.0 Black Decor		G-1396

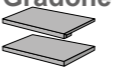



12 aleatory patterns

Mosaics 	SIZE / Formato	Black
	29,75x29,75 cm 11.71"x11.71"	Natural
	Mosaico 5x5	G-1688

Rodapie 	SIZE / Formato	Black
	7,5x60	Natural
	Rodapie	G-91

Listas 	SIZE / Formato	Black
	7,5x60	Natural
	Listas	G-89

Gradone 	SIZE / Formato	Black
	30x120	Natural
	Gradone Gradone Ángulo	G-767 G-779

Peldaño 	SIZE / Formato	Black
	30x120	Natural
	Peldaño Peldaño Ángulo	G-501 G-515

Packing List	Real Size cm	Real Size "	Box/ Pallet	Pzs/ Box	M2/ Pallet	M2/ Box	SQF/ Pallet	SQF/ Box	Kg/ Pallet	Kg/ Box	Kg/ Piece
60x120 (7 mm)	59,55x119,3	23.44x46.97	30	2	42,63	1,42	458,83	15,29	780	25,234	12,437
30x120 (7 mm)	29,67x119,3	11.68x46.97	36	5	63,71	1,77	685,81	19,05	778	20,96	4,123

Technical Data	DIN 51130	DIN 51097	DCOF ANSI A 326.3	PTV BS 7976	CLASE UNE 41901 EX
Natural	R10			>24	1
Decor	R10			>24	1

DIN 51130 / BS EN 13036-4 / UNE-ENV 12633 - Test done in Artec White Natural. Average test result value on August 2017. Consult specific product test result value before supplying. DIN 51130 / BS EN 13036-4 / UNE-ENV 12633 - Prueba realizada sobre el producto Artec White Natural. Valor de media a fecha de agosto de 2017. Consultar valor de un producto específico antes del suministro.

All sizes are rectified and without bevel edge finish.
Todos los formatos son rectificadas y no biseadas.
Tiles with random shade and aspect variation.
Producto con alta variación cromática y desentonificación en composiciones.

Sizes

60x120 30X120




Object 7.0

PORCELAIN



Black



Grey



Brown



White

Finishes - Acabados

Natural



Nonslip



90x90	89,46x89,46 cm - 35.22"x35.22"	7 mm
Object 7.0 Black Natural		G-1282
45x90	44,63x89,46 cm - 17.57"x35.22"	7 mm
Object 7.0 Black Natural		G-1186
Object 7.0 Black Non-slip		G-1208

90x90	89,46x89,46 cm - 35.22"x35.22"	7 mm
Object 7.0 Grey Natural		G-1282

90x90	89,46x89,46 cm - 35.22"x35.22"	7 mm
Object 7.0 Brown Natural		G-1282
45x90	44,63x89,46 cm - 17.57"x35.22"	7 mm
Object 7.0 Brown Non-slip		G-1208

90x90	89,46x89,46 cm - 35.22"x35.22"	7 mm
Object 7.0 White Natural		G-1282

Mosaics	SIZE / Formato	Black	Brown	Grey	White
		Natural	Natural	Natural	Natural
	29,75x29,75 cm 11.71"x11.71"	Mosaico 5x5 G-1688	G-1688	G-1688	G-1688
	44,63x44,63 cm 17.57"x17.57"	Mosaico Arrow G-1732	G-1732	G-1732	G-1732
	44,63x 39,72 cm 17.57"x15.63"	Mosaico Crossed G-1780	G-1780	G-1780	G-1780

Rodapie	SIZE / Formato	Black	Brown	Grey	White
		Natural	Natural	Natural	Natural
	7,5x90 Rodapie	G-125	G-125	G-125	G-125

Gradone	SIZE / Formato	Black	Brown	Grey	White
		Natural	Natural	Natural	Natural
	90x90	Gradone	G-779	G-779	G-779
		Gradone Ángulo	G-829	G-829	G-829
	45x90	Gradone	G-603		
		Gradone Ángulo	G-623		

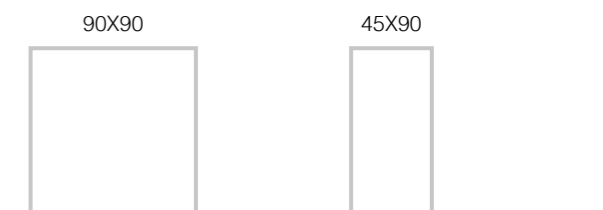
Peldaño	SIZE / Formato	Black	Brown	Grey	White
		Natural	Natural	Natural	Natural
	90x90	Peldaño	G-559	G-559	G-559
		Peldaño Ángulo	G-570	G-570	G-570
	45x90	Peldaño	G-303		
		Peldaño Ángulo	G-315		

Packing List	Real Size cm	Real Size "	Box/ Pallet	Pzs/ Box	M2/ Pallet	M2/ Box	SQF/ Pallet	SQF/ Box	Kg/ Pallet	Kg/ Box	Kg/ Piece
90x90 (7 mm)	89,46x89,46	35,22x35,22	20	2	32,01	1,60	344,58	17,23	610	28,851	14,288
45x90 (7 mm)	44,63x89,46	17,57x35,22	27	5	53,90	2,00	580,18	21,49	980	35,442	7,035

Technical Data	DIN	DIN	DCOF	PTV	CLASE
	51130	51097	ANSI A 326.3	BS 7976	UNE 41901 EX
Natural	R10			>24	1
Non-Slip	R11	C	>0,42	>36	3

DIN 51130 / BS EN 13036-4 / UNE-ENV 12633 - Test done in Object Grey Natural 45x90. Average test result value on March 2017. Consult specific product test result value before supplying. DIN 51130 / BS EN 13036-4 / UNE-ENV 12633 - Prueba realizada sobre el producto Object Grey Natural 45x90. Valor de media a fecha de marzo 2017. Consultar valor de un producto específico antes del suministro.

Sizes



All sizes are rectified and without bevel edge finish. Todos los formatos son rectificadas y no biselados. Tiles with random shade and aspect variation. Producto con alta variación cromática y destonificación en composiciones.

Evolution

PORCELAIN



Black

60X60 59,55 x 59,55 cm - 23.45" x 23.45" **11 mm**
Evolution Black Striato **G-1330**



White

90X90 89,46 x 89,46 cm - 35.22" x 35.22" **11 mm**
Evolution White Natural **G-1516**



Anthracite

30X60 29,75 x 59,55 cm - 11.71" x 23.45" **11 mm**
Evolution Anthracite Lappato **G-1298**



Ivory

60X60 59,55 x 59,55 cm - 23.45" x 23.45" **11 mm**
Evolution Ivory Striato **G-1314**



Grey

90X90 89,46 x 89,46 cm - 35.22" x 35.22" **11 mm**
Evolution Grey Natural **G-1496**



MOSS

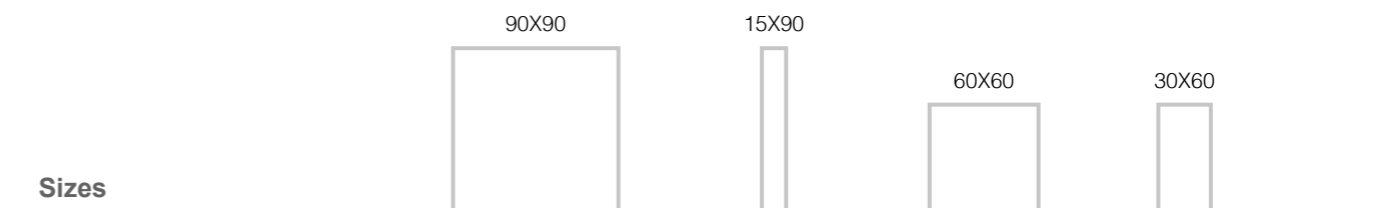
60X60 59,55 x 59,55 cm - 23.45" x 23.45" **11 mm**
Evolution Moss Lappato **G-1368**
Evolution Moss Striato **G-1330**
30X60 29,75 x 59,55 cm - 11.71" x 23.45" **11 mm**
Evolution Moss Striato **G-1258**

Mosaics	SIZE / Formato	Anthracite Lappato	
		29,75x29,75 cm 11.71"x11.71"	Mosaico 5x5

Packing List	Real Size cm	Real Size "	Box/ Pallet	Pzs/ Box	M2/ Pallet	M2/ Box	SQF/ Pallet	SQF/ Box	Kg/ Pallet	Kg/ Box	Kg/ Piece
90x90 11 mm	89,46x89,46	35.22"x35.22"	36	1	28,811	0,800	310,123	8,615	812	21,965	21,635
60x60 11 mm	59,55x59,55	23.44x23.44	30	3	31,92	1,06	343,54	11,45	796	25,755	8,5
30x60 11 mm	29,75x59,55	11.71x23.44	40	6	42,52	1,06	457,67	11,44	1050	25,675	4,24
30x30 11 mm	29,75 x 29,75	11.71" x 11.71"	44	13	50,626	1,151	544,934	12,385	1081	26,445	2,023

Technical Data	DIN 51130	DIN 51097	DCOF ANSI A 326.3	PTV BS 7976	CLASE UNE 41901 EX
	Natural	R10		>0,42	>24
Striato	R10	B	>0,42	>24	1

DIN 51130 / BS EN 13036-4 / UNE-ENV 12633 - Test done in Evolution Black Striato 60x60. Average test result value on December 2017. Consultar valor de un producto específico antes del suministro.



Sizes

All sizes are rectified and without bevel edge finish.
 Todos los formatos son rectificadas y no biselados.
 Tiles with random shade and aspect variation.
 Producto con alta variación cromática y desentonificación en composiciones.

Nanoarea 7.0

PORCELAIN



White

90x90	89,46x89,46 cm - 35.22"x35.22"	11 mm
Nanoarea 7.0 White Bagnato		G-1372
45x90	44,63x89,46 cm - 17.57"x35.22"	7 mm
Nanoarea 7.0 White Bagnato		G-1250
22,5x90	22,21x89,46 cm - 8.75"x35.22"	7 mm
Nanoarea 7.0 White Bagnato		G-1342



Black

45x90	44,63x89,46 cm - 17.57"x35.22"	7 mm
Nanoarea 7.0 Black Bagnato		G-1250
22,5x90	22,21x89,46 cm - 8.75"x35.22"	7 mm
Nanoarea 7.0 Black Bagnato		G-1342

Beton



Grey

45x90	44,63x89,46 cm - 17.57"x35.22"	11 mm
Beton Grey Natural		G-1372
22,5x90	22,215x89,46 cm - 8.57"x35.22"	11 mm
Beton Grey Natural		G-1426
30x60	29,75x59,55 cm - 11.71"x23.45"	11 mm
Beton Grey Natural		G-1258

Microcement



Grey

60x120	59,55 x 119,3 cm - 23.45" x 46.97"	11 mm
Microcement Grey Natural		G-1516
60x60	59,55 x 59,55 cm - 23.45" x 23.45"	11 mm
Microcement Grey Natural		G-1372
30x60	29,75x59,55 cm - 11.71"x23.45"	11 mm
Microcement Grey Natural		G-1258

Mosaics	SIZE / Formato		Black Bagnato	White Bagnato
		29,75x29,75 cm 11.71"x11.71"	Mosaico 5x5	G-1638
	29,75x29,75 cm 11.71"x11.71"	Mosaico Brick	G-1850	G-1850

Decors	SIZE / Formato		Black Bagnato	White Bagnato
		22,21x89,46 cm 8.74" x35.22"	Tetris	G-1708

Rodapie	SIZE / Formato		Black Bagnato	White Bagnato
		7,5x90	Rodapie	G-125

Gradone	SIZE / Formato		Black Bagnato	White Bagnato
	90x90	Gradone		G-779
		Gradone Ángulo		G-829
	45x90	Gradone	G-603	G-603
Gradone Ángulo		G-623	G-623	

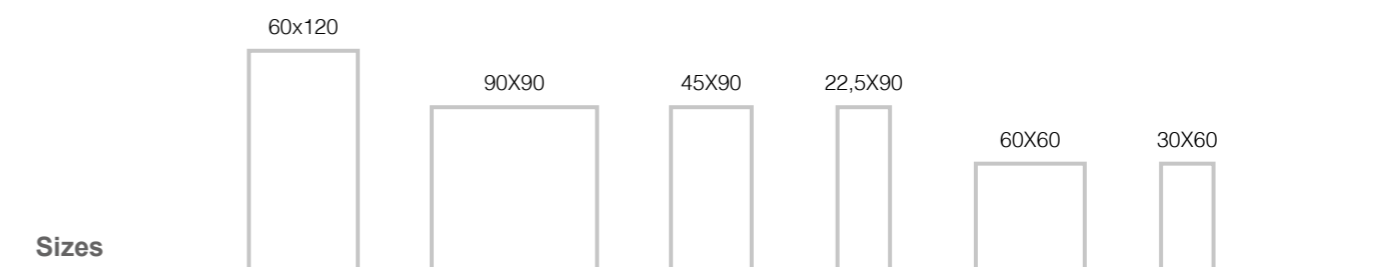
Peldaño	SIZE / Formato		Black Bagnato	White Bagnato
	90x90	Peldaño		G-559
		Peldaño Ángulo		G-570
	45x90	Peldaño	G-303	G-303
Peldaño Ángulo		G-315	G-315	

Packing List	Real Size cm	Real Size "	Box/ Pallet	Pzs/ Box	M2/ Pallet	M2/ Box	SQF/ Pallet	SQF/ Box	Kg/ Pallet	Kg/ Box	Kg/ Piece
60x120 (11 mm)	59,55x119,30	23.44"x46.97"	14	1	71,680	5,120	771,564	55,112	1200	77,140	77,140
90x90 (11 mm)	89,46x89,46	35.22"x35.22"	36	1	28,811	0,800	310,123	8,615	812	21,965	21,635
90x90 (7 mm)	89,46x89,46	35,22x35,22	20	2	32,01	1,60	344,58	17,23	610	28,851	14,288
45x90 (11 mm)	44,63x89,46	17.57x35.22	27	3	32,34	1,20	348,11	12,89	880	31,74	10,491
45x90 (7 mm)	44,63x89,46	17,57x35,22	27	5	53,90	2,00	580,18	21,49	980	35,442	7,035
22,5x90 (11 mm)	22,21x89,46	8.74x35.22	36	5	35,76	0,99	384,97	10,69	906	24,535	4,85
22,5x90 (7 mm)	22,21x89,46	8.74x35.22	36	8	57,22	1,59	615,95	17,11	1041	28,285	3,5
60x60 (11 mm)	59,55x59,55	23.44x23.44	30	3	31,92	1,06	343,54	11,45	796	25,755	8,5
30x60 (11 mm)	29,75x59,55	11.71x23.44	40	6	42,52	1,06	457,67	11,44	1050	25,675	4,24

Technical Data	DIN 51130	DIN 51097	DCOF ANSI A 326.3	PTV BS 7976	CLASE UNE 41901 EX
	Natural	R10	>0,42	>24	1
	Gagnato	R10	>0,42	>24	1
	Reticolato	R10	>0,42	>24	1

Test done in regeneration Black Natural 90x90. Average test result value on November 2013. Consult specific product test result value before supplying. Prueba realizada sobre el producto regeneration Black Natural 90x90. Valor de media a fecha Noviembre de 2013. Consultar valor de un producto específico antes del suministro.

DIN 51130 / ANSI A137.1 S-9.6.1 / UNE-ENV 12633 / BS EN 7976-2 - Test done in Nanoarea 7.0 Taupe Bagnato 45x90. Average test result value on March 2016. Consult specific product test result value before supplying. Prueba realizada sobre el producto Nanoarea 7.0 Taupe Bagnato 45x90. Valor de media a fecha de marzo de 2016. Consultar valor de un producto específico antes del suministro.



Sizes

All sizes are rectified and without bevel edge finish.
Todos los formatos son rectificadas y no biselados.
Tiles with random shade and aspect variation.
Producto con alta variación cromática y destonificación en composiciones.

CLEANING AND MAINTENANCE TIPS

THE FIRST CLEANING “AFTER INSTALLATION”

The most important cleaning operation is performed immediately after laying the tiles. This involves the complete removal of residues and dirt from the tile placement. An inadequate or late removal of this waste can create a cementitious layer on the tile capable of absorbing all forms of dirt. This may give the impression that the tile gets dirty when the actual problem resides in the surface film of dirt which was not removed immediately after laying. Once the grouting of the tiles is finished, it is important, while the grout is still wet, to carefully remove any excess material immediately. This can be done using a sponge and plenty of clean water, repeating this as many times as necessary. Do not perform the cleaning with metal tools, scrapers or abrasive pads. For stubborn stains, clean with alcohol and lukewarm water and rub with a clean cloth. If they do not disappear, check with the relevant technical department. Once the above mentioned washing is done, another washing should be carried out using basic or alkaline degreasing agents, as acid washing can leave stickiness on the pavement which could help retain dirt. In areas where water is calcaereous, it is convenient to dry the surface, in order to prevent the deposition of carbonates which will reduce the surfaces' gleam.

REGULAR MAINTENANCE

Many available cleaning products for general use can be used with our products. For daily cleaning, one can use detergents or degreasing products diluted in warm water, following each product’s instructions. It is important that the cleaner does not have oil, animal fat, or soap base. These components may leave an invisible residue whilst absorbing dirt (lime stratifications detergent or residues). It is also important that the tile receives a thorough rinsing with clean water after the cleaning process is complete.The low water absorption and high standards met by all porcelain tiles ensure a product which is easy to maintain. Our products do not require the use of sealants or waxes. These superficial coatings can really affect the performance of the tile in a negative manner. It is important to note that hydrofluoric acid (HF) and derivatives can irreparably damage the tile.

The general steps for regular cleaning of our ceramic products can be summarized as follows:

- Remove any solid or liquid waste from the tile, sweeping with a soft bristle broom or vacuuming.
- Clean up liquid spills as soon as possible with lukewarm water.
- Apply the recommended amount and dilution of the cleaner for the tile (follow the cleaner manufacturer’s instructions). The wiper must remain in the tile a minimum period of 5 minutes.
- For unpolished tiles, scrub with a nylon sponge or soft bristle brush. A floor machine equipped with a nylon pad or bristle brush can be used for heavily soiled surfaces. For polished tiles, clean with a nonabrasive cloth.
- Remove the dirty cleaning solution and water with a vacuum cleaner or cloth. Rinse the porcelain tile with clean water and remove again with a vacuum cleaner, mop or towel. It is absolutely essential that all detergent residues are removed completely from the tile. Any remaining detergent that dries on the tiles surface can form a coating that can trap dirt and be very difficult to remove. The tile should be rinsed several times to remove all detergent residues.

During use, the cleaning of the tiles should be similar to window cleaning. Ammonia and even bleach type products can be employed, but both must be diluted in water.

In case of special stains and/or particularly resistant, it is advisable to use specific detergents according to the cleaners' manufacturer. Do not forget that removing any type of stain is easier when it is still fresh.

It is important to always do a pre-test the detergent products result on a small sample of the porcelain.

TILES WITH METALLIC EFFECTS - PVD

This type of tiles require following these recommended guidelines, shown below, for cleaning:

- In general, you can use any non-aggressive and neutral pH product.
- In general, we recommend the use of ammonia-based products (NH3) diluted in water, never directly on the piece.
- You cannot use chemically aggressive products.
- You cannot use products with hydrochloric acid (HCl). The remaining acid products should be used with caution in very diluted concentrations.
- Citric acid and other acidic food products leave stains if left too long to act on the tile. They must be removed as soon as possible.
- The use of powder products of abrasive action is not recommended.

FIXING TIPS

CARE TO BE TAKEN DURING THE CONSTRUCTION

Our ceramic products can be considered as a final finish in the construction process, so it is advisable to be laid only when the rest of the building works are complete (structures, masonry, flooring, ceilings...); specially the flooring. This will minimize the collateral damage that sometimes occurs when the product is being placed too soon.When porcelain tiles are placed before the end of the construction, one must take special care to protect the piece until the works are finalized.

PRE-FIXING ISSUES

- Upon receiving porcelain tiles it is essential to check if the tone, size and quality meet the required standards in advance, as well as assuring the lack of any visible surface defects. In case of facing any problems, our technical team will be able to study these when informed before laying the product.
- One must choose the proper tools for laying ceramic products (serrated edged comb, rubber mallet, suction cups, spreaders and clamps for laying, jointing rubber float, ...)
- Mix pieces from different boxes.

SUPPORT BASE PREPARATION

The support base for wall or floor for the tiles must be stable, dry, flat and it must have the adequate consistency. This base must never be too hot nor too cold and should be clean. One must not forget to clean any dust, grease or oil leftovers to facilitate an optimal adhesion.It is convenient to use slightly rough support bases, altering any excessively smooth leveling layer, in order to ensure greater adherence.

ADHESIVE CHOICE

The type of adhesive will be determined by the water absorption of each type of tile. In our case, it is advisable to employ the technique of placing a thin layer of cement adhesive of type C2.For formats larger than 30x30cm, we recommend the double-layer-adhesive. This technique involves the appliance of adhesive on the support base as well as on the tile; this technique is strongly recommended for outdoors.The bonding material must be applied with serrated edged comb to achieve a homogeneous adhesive distribution throughout the laying surface, even in the corners of the tile. A non-uniform adhesive layer will cause tensions on the tile, which will create an “eyebrow” effect. It is advisable to follow the instructions of the adhesives manufacturer, particularly for different cement-based bonding materials.

TILE INSTALLATION

The previous handling of the tiles, especially the rectified, must be done with utmost care to avoid scratches or chipping of the tiles. During the fixing process, the surface shall not be marked by graphite materials (pencils) or permanent markers, especially in the case of polished products to avoid potential cleaning problems. In the placement of tiles the use of at least 2mm spreaders is advisable. For locked placement, it is advisable to fix at a distance from 1/3 of the piece, never at half of the piece. In large format porcelain pieces (over 60cm of any of its sides) it is convenient to use leveling clips to ensure the flatness of the pieces (such as the Raimondi leveling system, although there may be other manufacturers recommended in the market).Ç

JOINTS AND GROUTS

The main functions of installation joints are: to absorb deformations of the support, to increase surface adhesion between the parts and the bonding material, and to improve the impermeability of the surface. It is necessary to respect the indications given below:

- Structural joints:** the construction project already takes into account the existence of these joints in the floor coverings. These must also abide when covering the joint with plastic trims.
- Perimeter joints:** it is always appropriate to provide these joints that isolate the tile and bonding material from any structural movements, avoiding tensions with them. Perimeter joints are normally hidden by the skirting board or the tile itself; they must have a width of 5 to 10 mm, and may be empty or filled with deformable material.
- Expansion joints:** allow deformations due to thermal and hygroscopic variations between tiles between the bonding material and the support base. Usually designed with a width of 5-8 mm and surfaces from 25 m2 (in sections of 5x5 m2) indoor and surfaces from 9 m2 (in sections of 3x3 m2) outdoors. These joints must be well executed, this means that they must be flexible, waterproof, well bonded and must reach the base support.
- Installation joints:** those between tiles. Before grouting these must be empty, without any bonding materials. It is not recommended to fix any floor without joints, advising a minimum joint of 2-3 mm The grout used in installation joints must be applied with a rubber float. The market offers a wide range of grouts, which are suitable for each type of tile and temperature as specified by the manufacturer of the grout, in which the type of product to be used, colors and waiting time before grouting should be recommended.

Before grouting, it is advisable to test a small area of the part to determine whether the chosen grout affects or stains the surface of the piece. In this case, one should contact the grout manufacturer. Ask the manufacturer for a suitable cleaner for this type of grip material. A bonding material with a thin granulometry is desirable in order to avoid scratches on the tile during its placement.

CONSEJOS DE COLOCACIÓN

CUIDADOS A SEGUIR DURANTE LA CONSTRUCCIÓN

Nuestros productos se pueden considerar acabados finales en la construcción, por ello es recomendable ser colocados sólo cuando el resto de los trabajos constructivos hayan finalizado (estructuras, mampostería, solados, techos, instalaciones,...) y en especial los productos porcelánicos para suelos. De este modo se minimizarán los daños que pueden experimentar el producto cerámico por haber sido colocados demasiado pronto. Cuando los productos porcelánicos son colocados antes de finalizar la construcción hay que tener especial cuidado para proteger la pieza hasta que se ponga en servicio normal de utilización.

CUESTIONES PREVIAS A LA COLOCACIÓN

•Al recibir los productos cerámicos es importante previamente comprobar si el tono, calibre y calidad son los requeridos, así como la existencia de defectos superficiales visibles.

•Hay que elegir las herramientas y útiles adecuados para la colocación de los productos cerámicos (llana metálica dentada, maza de goma, ventosas, crucetas y grapas para la colocación, llana de goma para rejuntar, ...)

•Hay que mezclar piezas de varias cajas.

PREPARACIÓN DEL SOPORTE

El fondo o soporte para pared o suelo sobre el que se colocarán las baldosas debe estar estable, seco, nivelado o aplomado con la consistencia adecuada, no debiendo estar ni helado ni excesivamente caliente y limpio sin restos de polvo, grasa o aceite. Es conveniente disponer de soportes rugosos alterando los soportes excesivamente lisos o la propia capa de nivelación ligeramente para garantizar mayor adhesión.

ELECCIÓN DEL ADHESIVO

La elección del tipo de adhesivo vendrá determinada por la absorción del agua de cada tipo de baldosa. En nuestro caso, se aconseja emplear la técnica de colocación en capa fina con el uso de Adhesivos Cementosos tipo C2. Para grandes formatos superiores a 30x30cm, se recomienda la técnica de colocación de doble encolado, esto es, aplicar adhesivo sobre el soporte y en la baldosa, en especial en exteriores.

El material de agarre debe aplicarse con una llana dentada para conseguir una distribución del adhesivo homogénea por toda la superficie de colocación incluso en las esquinas de la baldosa, presionando la baldosa sobre el adhesivo todavía fresco. De no ser uniforme la capa de adhesivo provocará tensiones en la baldosa que generan a la larga el efecto "ceja". Es conveniente seguir las instrucciones del fabricante de adhesivos, en especial para los soportes diferentes de base cementosa.

COLOCACIÓN DE LAS BALDOSAS

La manipulación previa de las baldosas, en especial las rectificadas, ha de realizarse con el máximo cuidado, para evitar despuntados, rayas o desconchados en su superficie. Durante la colocación, no deberá marcarse la superficie de utilización del material con lápices (grafito) o rotuladores indelebles, especialmente en el caso de los productos pulidos para evitar posibles problemas de limpieza de los mismos. En la colocación de las baldosas se recomiendo el uso de crucetas de al menos 2 mm. En colocación trabada es aconsejable la colocación a una distancia de 1/3 de la pieza, nunca a la mitad de la pieza. En pavimentos de grandes formatos (mayores de 60 cm en alguno de sus lados) es conveniente el uso de grapas de colocación para garantizar la planitud de las piezas (se recomienda el modelo de la marca RAIMONDI, aunque puede haber otros fabricantes en el mercado).

LAS JUNTAS Y REJUNTADOS

Las principales funciones de las juntas de colocación son: absorber deformaciones del soporte, aumentar la superficie de adherencia entre las piezas y el material de agarre, y mejorar la impermeabilidad de la superficie. Es conveniente respetar las juntas que se indican a continuación:

•**Juntas estructurales:** el proyecto constructivo ya tiene prevista la existencia de estas juntas en el solado que se deben respetar también al colocar las baldosas y éstas se deben recubrir con materiales deformables.

•**Juntas perimetrales:** siempre es conveniente prever estas juntas que aíslan la baldosa y al adhesivo de los movimientos de otros elementos estructurales constructivos como paredes-suelos, pilares o puertas-ventanas, evitando tensiones con ello. Normalmente quedan ocultas por el rodapié o la propia baldosa, deben tener una anchura de 5 a 10 mm, y pueden quedar vacías o rellenas de material deformable.

•**Juntas de dilatación:** permiten las deformaciones por variaciones térmicas e higroscópicas entre baldosas, adhesivo y soporte. Normalmente se diseñan con una anchura mínima de 5 a 8 mm y en superficies a partir de 25 m2 (en paños de 5x5 m2) en interiores y en superficies a partir de 9 m2 (en paños de 3x3 m2) en exteriores. Estas juntas deben estar bien ejecutadas, esto es, ser flexibles, impermeables, bien adheridas y llegar hasta el soporte base.

•**Juntas de colocación:** son las existentes entre baldosa y baldosa. Antes del rejuntado estas juntas deben estar vacías, por tanto sin materiales de agarre de la construcción. Se desaconseja una colocación a junta unida o a “testa” aconsejándose una junta mínima de 2-3 mm.

El material de rejuntado que se utiliza en las juntas de colocación se debe aplicar con una llana de goma. En el mercado existe una amplia gama de materiales de rejuntado, que se adecua a cada tipo de baldosas y ambiente según especificaciones del fabricante del material de rejuntado en las que se debe recomendar el tipo de producto a emplear, colores y tiempo de espera hasta el comienzo del rejuntado. Antes del rejuntado, es conveniente probar en un área pequeña de la pieza para determinar si la lechada elegida decolora o mancha la superficie de la pieza, en cuyo caso hay que contactar con el fabricante del material de rejuntado. Pedirle al fabricante del rejunte un limpiador adecuado para este tipo de material de agarre. Es conveniente que la granulometría del material de rejuntado sea fina, para evitar posibles rayas en la baldosa en su colocación.



APAVISA

www.apavisa.com

Ctra. Castellón – San Juan de Moró, hm.7,5
12130 SAN JUAN DE MORÓ (Castellón) Spain
Tel. +34 964 701 120 - Export Fax +34 964 701 067 - Fax Nacional 964 701 195
info@apavisa.com

*The product may have variations in tone due to the manufacturing process. Ask about specific product before delivery.
Photographs may present color variations with respect to the actual product. Ask about specific product before delivery.*

*APAVISA PORCELANICO S.L. assumes no liability for any printing errors. The technical characteristics contained in this catalog are mean values of our products.
To carry out any orders that are requested consultations with the technical characteristics of the particular model to APAVISA PORCELANICO S.L.*

All features and specifications are based on information available at the time of printing this catalog and may be changed without notice, according to market conditions, technological innovations and / or any other factor, without incurring any liability.

*El producto puede presentar variaciones de tono derivadas de proceso de fabricación. Realizar consulta de un producto específico antes del suministro.
Las fotografías editadas pueden presentar variaciones cromáticas respecto al producto real. Realizar consulta de un producto específico antes del suministro.*

APAVISA PORCELANICO S.L. no asume ninguna responsabilidad por posibles errores de impresión. Las características técnicas que constan en el presente catálogo son valores medios de nuestros productos. Para la realización de cualquier pedido se solicita que sean consultadas las características técnicas del modelo en concreto a APAVISA PORCELANICO S.L.

Todas las características y especificaciones técnicas están basadas en la información disponible en el momento de la impresión del presente catalogo y podrán ser modificadas sin previo aviso, de acuerdo a las circunstancias del mercado, innovaciones tecnológicas y/o cualquier otro factor, sin incurrir en ningún tipo de responsabilidad.

APAVISA

www.apavisa.com

Ctra. Castellón – San Juan de Moró, hm.7,5 - 12130 SAN JUAN DE MORÓ (Castellón) Spain
Tel. +34 964 701 120 - Export Fax +34 964 701 067 - Fax Nacional 964 701 195 - info@apavisa.com



PLEASE RECYCLE WHEN OBSOLETE
POR FAVOR RECICLAR CUANDO QUEDE OBSOLETO
WENN NICHT MEHR AKTUELL, RECYCELN
PER FAVORE RICICLARLO QUANDO VECCHIO
S'IL VOUS PLAÏT, MERCI DE RECYCLER